

## Full Length Research Paper

# Assessment of the levels of cadmium and lead in soil and vegetable samples from selected dumpsites in the Kumasi Metropolis of Ghana

Peter Twumasi\*, Marina A. Tandoh, Makafui A. Borbi, Adigun R. Ajoke, Emmanuel Owusu-Tenkorang, Roseline Okoro and Rexford M. Dumevi

Department of Biochemistry and Biotechnology, College of Science, Kwame Nkrumah University of Science and Technology, Kumasi, Ghana.

Received 15 February, 2016; Accepted 1 April, 2016

Many dumpsites in the urban communities in Ghana are used for cultivation of crops, especially vegetables. However, these dumpsites may serve as potential sources of soil heavy metals that could enter the food chain mainly through cultivated food crops with serious consequences on human health. This study investigated the levels of two heavy metals, lead (Pb) and cadmium (Cd), in the soil and tissues of vegetables grown on such dumpsites. Soil and tissue (lettuce, cabbage, spring onion, tomato and the leaves of *Xanthosoma sagittifolium*) samples were collected from ten locations with two of these locations used as control. The samples were acid-digested and the metal concentrations determined using atomic absorption spectrometry. Pb and Cd contents of soils from all the eight dumpsites and one of the control locations were above the guidelines recommended by FAO and WHO. The highest Cd level in the soil ( $13.6 \text{ mgkg}^{-1}$  of Cd) was found at Aketego dumpsite and the highest soil Pb ( $36.1 \text{ mgkg}^{-1}$  Pb) was recorded at Meduma dumpsite. The leafy vegetables, cabbage, lettuce and *X. sagittifolium* (locally called 'kontomire') recorded relatively higher amounts of Pb and Cd in the edible parts. Further studies are required to determine how much of the daily diet these vegetables contribute to the total diets of the population and special attention to calculating the overall daily doses of Cd and Pb to pregnant mothers and children <5 years of age is thus warranted.

**Key words:** Cadmium (Cd), dumpsites, heavy metals, lead (Pb), health risk, vegetables.

## INTRODUCTION

The swelling of urban populations in Ghana reflects rural-urban migration (Black et al., 2011) and high population growth rate in the cities (Grimm et al., 2008), impacting severely on the availability of arable lands in the urban centres (Akudugu et al., 2012). In Ghana, construction of

roads and buildings has been blamed for losses of otherwise agricultural lands (Kugelman, 2012).

The agricultural prowess of some of the urban residents, the high cost of living (Aguda, 2009) and the very high unemployment (Barrios et al., 2006) in most Ghanaian

\*Corresponding author. E-mail: [twumasipeter@gmail.com](mailto:twumasipeter@gmail.com). Tel: +233-245-131806.

cities have over the years promoted backyard farming (Appeaning, 2010). Many families living in these urban communities now depend upon backyard farming (Zezza and Tasciotti, 2010), which includes both livestock and crops (Cofie et al., 2005). Urban agriculture contributes about 20% of Ghana's national agricultural production (Appeaning, 2010), although about 45% of the backyard farm produce is for subsistence. Unfortunately, due to the pressure on land use in the urban settings, farmers tend to use unapproved land sites for agricultural purposes (Egyir and Beinpuo, 2009), including abandoned refuse dump sites (Agyarko et al., 2010). Dumpsites are commonly used for direct cultivation of vegetables and also as good source of compost to support mainland agricultural activities (Owusu-Sekyere et al., 2013; Mwingyine, 2008).

Despite the value of plant-derived compost and soils in refuse dumps (Stefanowicz et al., 2012), many hazardous chemicals are found in these dump sites, and consequently, they pose threat to human health when they become introduced to the food chain (Bagumire et al., 2009). Because metals and other inorganic chemicals are not degraded, they can occur in elevated concentrations with time due to accumulation. Some plastics, papers, batteries, electric bulbs and bottle caps, are known to contain heavy metals (Amusan et al., 2005; Akpoveta et al., 2011; Ideriah et al., 2010; Adelekan and Alawode, 2011; Kolo et al., 2014).

There is an increasing trend of industrial waste dumping in most African countries, an activity mainly motivated by importation of cheap used manufacturing products from industrial countries by these poor African nations. This menace has been identified in Ghana with serious consequences on human health and the environment (Agyarko et al., 2010). Arsenic, cadmium, lead, chromium, nickel, cobalt and mercury are of great concern primarily because of their potential to harm soil organisms, plants, animals and ultimately humans (Singh et al., 2011a). Heavy metals are taken up alongside essential elements such as zinc, magnesium and calcium by plants (Volpe et al., 2009). Research has shown that vegetables grown on refuse dump sites have tendency to absorb these heavy metals, hyper-accumulate them in their tissues with detrimental effects on plant growth and yield (Amusan et al., 2005; Nabulo et al., 2008) as well as the health of consumers (Reilly, 2008; FAO/WHO, 2011; Järup, 2003).

This study investigated the levels of two very important heavy metals, that is, Cd and Pb, in refuse dumpsites in the Kumasi Metropolis of Ghana and their accumulations in edible tissues of vegetables commonly cultivated on these farms.

## MATERIALS AND METHODS

### Study site

The study sampled eight refuse dump sites (Emina, Oduom, Tafo,

Aketego, Ayigya Zongo, Meduma, South Suntreso and Boadi) and two control farms (KNUST Horticulture and Ayeduase Agric Farm). The refuse dumps sites at Aketego, Ayigya Zongo and Boadi were relatively young as they were established about 5 years prior to the study according to the Assemblyman of the area - vegetable cultivation began in the last three years (Personal Interview). The study sites were grouped into two clusters (that is, Clusters 1 and 2) based on the types of vegetables cultivated. Cluster 1 consisted of six refuse dump sites and a control farm that were used for cultivation of lettuce, cabbage and spring onion. Cluster 2 was for cultivation of tomatoes and leaves of cocoyam or *Xanthosoma sagittifolium* (locally called 'kontomire'). All the vegetables from these farms are regularly sold on the local markets in the Kwame Nkrumah University of Science and Technology (KNUST), surrounding communities and across Kumasi Metropolis.

### Sample collection

Soil (1.0-5.0 inches deep) and vegetables (that is, lettuce, cabbage, spring onion stems, tomato fruits and cocoyam leaves) were each collected into separate transparent, air-tight polyethylene bags and kept on ice before transporting to the laboratory for the metal analysis. Five samples each of soil and the vegetables were collected for the heavy metals determination. The period of the research spanned over three years from 2012 to 2014.

### Pre-digestion of samples for heavy metal analysis

In the laboratory, samples were washed using metal-free distilled water to remove soil particles on the surfaces. The washed vegetable samples were air-dried for 2 h at room temperature and immediately followed by oven-drying at 105°C for 5 h. The dried samples were ground into fine powder using mortar and pestle and stored in clean containers. Soil samples, on the other hand, were air/sun-dried for 2 h, homogenized and sieved using 2 mm nylon mesh. The powdered soil and vegetable samples were stored in clean containers.

### Acid digestion of vegetable and soil samples

Triplicates of 2 g dry weight (dw) of finely ground soil and vegetable samples were each placed in 300 ml volumetric flask, 20 ml of HNO<sub>3</sub>-HClO<sub>4</sub> di-acid mixture (9:4) added, and the contents well mixed by swirling thoroughly. The flasks with contents were slowly heated on hot plate in a fume chamber to 85°C and then rapidly to 150°C. Heating continued until the production of red NO<sub>2</sub> fumes ceased and the contents' volume reduced to 3 to 4 ml of colorless or yellowish slurry. The flasks and their contents were cooled and the volumes adjusted with deionized water before instrumental analysis. The resulting solutions were kept in vials and stored at 4°C pending Atomic Absorption Spectrometry (AAS) determination. The machine was calibrated using standard samples and also blanks to ensure reliability of the test results.

### Statistical analysis

The experiment was a complete randomized block design with triplications of soil and vegetable samples. Each replicate consisted of three different samples of each vegetable and soil collected randomly from the farm sites. Analysis of variance (ANOVA) for the effects of refuse dump sites and vegetable type on the mean values of Pb and Cd was tested at 5% probability level using the statistical package Graphpad Prism 4 (Graphpad Software, Inc.).

**Table 1.** Mean concentration ( $\text{mgkg}^{-1}$ ) of Cd in soil and vegetable samples from refuse dump sites in the Kumasi Metropolis of Ghana.

Soil/Vegetable	Refuse dump sites							
	Emina	Oduom	Tafo	Aketego*	Ayigya Zongo*	Boadi*	Control Farm (C1)	FAO/WHO <sup>b</sup>
Soil	0.453( $\pm 0.04$ )	0.243( $\pm 0.07$ )	0.543( $\pm 0.04$ )	13.623( $\pm 0.31$ )	0.363( $\pm 0.03$ )	0.280( $\pm 0.02$ )	0.253( $\pm 0.02$ )	0.27
Lettuce	0.017( $\pm 0.01$ )	0.067( $\pm 0.01$ )	0.017( $\pm 0.01$ )	0.037( $\pm 0.00$ )	0.003( $\pm 0.00$ )	0.053( $\pm 0.00$ )	0.010( $\pm 0.01$ )	0.2
Cabbage	0.200( $\pm 0.02$ )	0.117( $\pm 0.02$ )	0.107( $\pm 0.02$ )	0.073( $\pm 0.00$ )	0.143( $\pm 0.03$ )	0.013( $\pm 0.00$ )	0.023( $\pm 0.00$ )	0.05 (brassica)
Spring onion	0.060( $\pm 0.02$ )	0.033( $\pm 0.02$ )	0.033( $\pm 0.01$ )	0.033( $\pm 0.00$ )	0.060( $\pm 0.01$ )	0.030( $\pm 0.01$ )	0.020( $\pm 0.01$ )	0.2

<sup>a</sup>C1 is the control farm  $\pm$  SEM. <sup>b</sup>Maximum levels (MLs) of Cd in leafy and fruiting vegetables according FAO/WHO (CODEX Alimentarius Committee, 2011) are  $0.2 \text{ mgkg}^{-1}$  and  $0.05 \text{ mgkg}^{-1}$ , respectively. \*Relatively younger refuse dump sites. Averaged Cd concentration in soil is  $0.270 \text{ mgkg}^{-1}$  (WHO/FAO: from [ftp://ftp.fao.org/codex/meetings/CCCF/cccf5/cf05\\_INF.pdf](ftp://ftp.fao.org/codex/meetings/CCCF/cccf5/cf05_INF.pdf)).

## RESULTS

### Vegetable cultivation

Farmers cultivated specific types of vegetables per refuse dump site. Some of these vegetables thrived better on these refuse dump sites. Seven of the ten farms were involved in cultivation of lettuce, cabbage and spring onions. Tomato and cocoyam leaves or *kontomire* were produced on the remaining three farms.

### Cadmium levels in agricultural soil and vegetable samples

Only three of the ten farms recorded soil Cd level below the FAO/EPA's recommended maximum limit of  $0.270 \text{ mgkg}^{-1}$  (270 ppb) for food crop production (Tables 1 and 2) (Odai et al., 2008). The Cd content of soil from the Aketego dumpsite ( $13.623 \text{ mgkg}^{-1}$ ), one of the newly-established dumps, was exceptionally high ( $P < 0.0001$ ), nearly 13.5 times the maximum allowable limit for Cd in agricultural soil.

Lettuce, cabbage and spring onion from all the seven farms including the control contained  $< 0.2$

$\text{mgkg}^{-1}$ , the FAO/WHO guideline (Table 1 and Figure 1). Although Cd in cabbage from four dump sites (Emina, Oduom, Tafo and Ayigya Zongo) was within the safe levels, the concentrations were either double than the amounts found in same vegetables from the other sites (that is, Aketego and Boadi dumpsites, and Agric Farm C1) (Table 1). On the other hand, Cd levels in *kontomire* and tomato leaves from Meduma and South Suntreso dumpsites, and KNUST Horticulture C2 (control) were above the maximum allowable levels ( $p < 0.0001$ ) (Table 2 and Figure 2).

The concentration ranged from  $0.340 \text{ mgkg}^{-1}$  (340 ppb) to  $0.790 \text{ mgkg}^{-1}$  (790 ppb), amounts in excesses of 300 to 830% the maximum level allowed for consumption (Table 2). The Cd content of the tomato fruit from the dump sites was 7 to 11 times higher than the maximum allowable level in fruiting vegetable. These measurements were comparable ( $P > 0.05$ ) to the control farm (KNUST Horticulture C1) which was found to be 10 times higher than the maximum level of Cd in fruiting vegetables. Clearly the concentration of Cd in the tomato leaves and fruits were different. The leaves contained about twice the amount of Cd in the fruits (Table 2).

### Pb levels in agricultural soil and vegetable samples

In all the farms including the controls, significantly high amounts of Pb was recorded in the soil above the maximum limit of  $0.420 \text{ mgkg}^{-1}$  (420 ppb) allowed for agriculture (Tables 3 and 4). The highest concentration of Pb ( $33.870 \text{ mgkg}^{-1}$ ) was detected in the soil from South Suntreso dump site and the lowest from the control farm ( $1.13 \text{ mgkg}^{-1}$ ). Lettuce, cabbage and spring onion grown on old dump sites (that is, Emina, Oduom and Tafo) had Pb levels exceeding the maximum level of Pb in leafy vegetables allowed for consumption ( $0.3 \text{ mgkg}^{-1}$ ). These were about 1.5 to 17 times greater than the maximum level of Pb in leafy vegetables allowed for human consumption. However, Pb levels of lettuce, cabbage and spring onion samples from newly established dump sites (Aketego, Ayigya Zongo and Boadi) and the control (Agric Farm C1) all fell below the maximum level allowed for consumption (Table 3 and Figure 3). *Kontomire* and tomato leaf samples from Meduma, South Suntreso and KNUST Horticulture C2 (control) all recorded Pb levels 8 to 13.5 times higher than the maximum level of Pb in leafy vegetables allowed for

**Table 2.** Mean concentrations ( $\text{mgkg}^{-1}$ ) of Cd in soil and vegetable samples from refuse dump sites in the Kumasi Metropolis of Ghana.

Soil/Vegetable samples	Refuse dump sites			FAO/WHO
	Meduma	South Suntreso	KNUST Horticulture (C2)	
Soil	0.317( $\pm 0.02$ )	0.617( $\pm 0.05$ )	0.140( $\pm 0.02$ )	0.27
Tomato leaf	0.873( $\pm 0.02$ )	0.753( $\pm 0.04$ )	0.790( $\pm 0.03$ )	0.2
<i>Kontomire</i> leaf	0.507( $\pm 0.03$ )	0.563( $\pm 0.02$ )	0.537( $\pm 0.05$ )	0.2
Tomato fruit	0.527( $\pm 0.01$ )	0.340( $\pm 0.01$ )	0.493( $\pm 0.04$ )	0.05

C2 is the control farm. Maximum levels (MLs) of Cd in leafy and fruiting vegetables according FAO/WHO (CODEX Alimentarius Committee, 2011) are 0.2 and 0.05  $\text{mgkg}^{-1}$ , respectively. Average Cd concentration in soil is 0.270  $\text{mgkg}^{-1} \pm \text{SEM}$ .

**Table 3.** Mean concentration ( $\text{mgkg}^{-1}$ ) of Pb in soil and vegetable samples from refuse dump sites in the Kumasi Metropolis of Ghana.

Soil/Vegetable samples	Refuse dump sites						
	Emina	Oduom	Tafo	Aketego*	Ayigya Zongo*	Boadi*	Agric Farm (C1)
Soil	6.040( $\pm 0.04$ )	10.650( $\pm 0.27$ )	14.617( $\pm 0.272$ )	23.477( $\pm 0.32$ )	3.843( $\pm 0.12$ )	1.953( $\pm 0.06$ )	1.133( $\pm 0.11$ )
Lettuce	3.533( $\pm 0.24$ )	7.197( $\pm 0.38$ )	0.933( $\pm 0.038$ )	0.130( $\pm 0.02$ )	0.063( $\pm 0.03$ )	0.013( $\pm 0.00$ )	0.030( $\pm 0.01$ )
Cabbage	2.433( $\pm 0.22$ )	0.700( $\pm 0.05$ )	0.577( $\pm 0.041$ )	0.060( $\pm 0.02$ )	0.127( $\pm 0.02$ )	0.050( $\pm 0.01$ )	0.040( $\pm 0.01$ )
Spring onion	0.780( $\pm 0.07$ )	0.590( $\pm 0.04$ )	5.367( $\pm 0.12$ )	0.117( $\pm 0.01$ )	0.037( $\pm 0.02$ )	0.080( $\pm 0.01$ )	0.070( $\pm 0.02$ )

C1 is the control farm. Maximum levels (MLs) of Pb in leafy and fruiting vegetables according FAO/WHO (CODEX Alimentarius Committee, 2011) are 0.3 and 0.1  $\text{mgkg}^{-1}$  respectively. FAO Averaged Cd concentration in soil is 0.420  $\text{mgkg}^{-1} \pm \text{SEM}$

**Table 4.** Mean concentrations ( $\text{mgkg}^{-1}$ ) of Pb in soil and vegetable samples from refuse dump sites in the Kumasi Metropolis of Ghana.

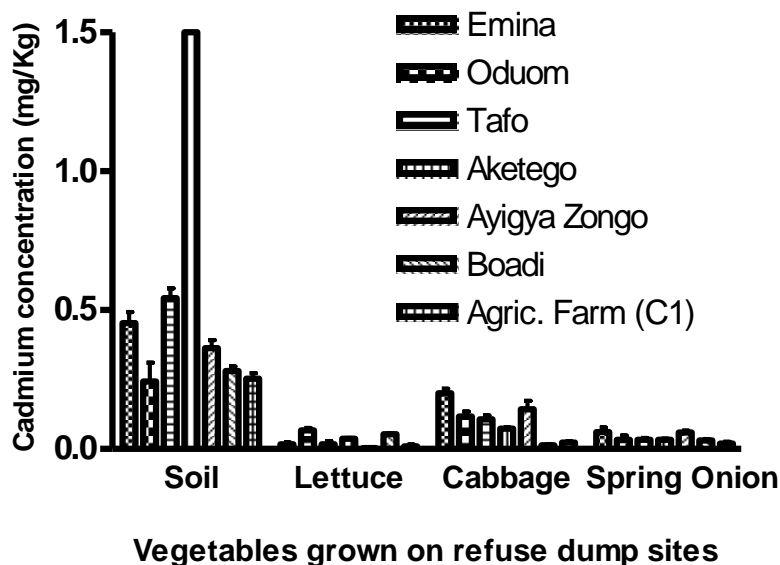
Soil/Vegetable samples	Refuse dump sites		
	Meduma	South Suntreso	KNUST Horticulture (C2)
Soil	36.120( $\pm 1.163$ )	33.870( $\pm 1.452$ )	2.540( $\pm 0.078$ )
Tomato leaf	4.503( $\pm 0.332$ )	4.517( $\pm 0.283$ )	5.700( $\pm 0.207$ )
<i>Kontomire</i> leaf	3.483( $\pm 0.070$ )	5.583( $\pm 0.321$ )	3.660( $\pm 0.296$ )
Tomato fruit	1.883( $\pm 0.082$ )	2.213( $\pm 0.160$ )	3.710( $\pm 0.046$ )

C2 is the control farm. Maximum levels (MLs) of Pb in leafy and fruiting vegetables according FAO/WHO (CODEX Alimentarius Committee, 2011) are 0.2  $\text{mgkg}^{-1}$  and 0.05  $\text{mgkg}^{-1}$  respectively. Averaged Cd concentration in soil is 0.420  $\text{mgkg}^{-1} \pm \text{SEM}$ .

consumption. The tomato fruit on the other hand recorded about 38 to 74 times the maximum

amount of Pb in fruits allowed for consumption ( $0.05 \text{ mgkg}^{-1}$ ) (Table 4 and Figure 4). Similar to

the trends of Cd accumulation, the tomato leaves contained about twice the amount of Pb in the



**Figure 1.** Cadmium concentration ( $\text{mgkg}^{-1}$ ) in soil and vegetable samples from six refuse dump sites in the Kumasi Metropolis and a control site (Agric farm at Ayeduase) (N = 9, bar = standard error of mean).

tomato fruits (Table 4).

## DISCUSSION

In the past decade, Ghana's vegetable production, local consumption and export have recorded between 20 to 25% growth annually (Sangare et al., 2012). This phenomenon is partly attributed to the increasing promotion of vegetable consumption among the local population due to its health benefits and the ever increasing horticultural export industry to countries such as those in the European Union (Thow and Priyadarshi, 2013). Despite the health benefits associated with the consumption of vegetables, a number of diseases have been linked to it (Reiss et al., 2012). Prominent among these vegetable associated diseases are those caused by microbial pathogens and toxigenic chemical compounds (Singh et al., 2011b). Dumpsite agricultural lands contribute to vegetable production especially in the urban communities where arable lands are scarce (Dubbeling and De Zeeuw, 2011). However, these dumpsite used for agriculture are important sources of dangerous heavy metals derived from components of industrial products (Fuge, 2013; Wuana and Okieimen, 2011) and thus agricultural activities on such lands provide entry route for heavy metals in the food chain.

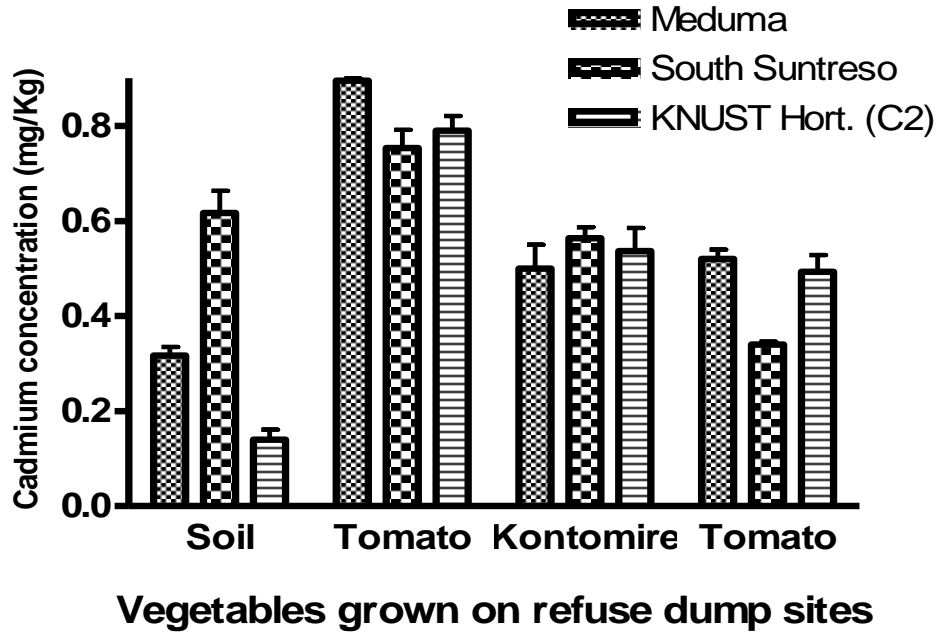
All the eight dumpsites studied were used in the cultivation of various vegetables for human consumption. The levels of Cd and Pb, the two most injurious heavy metals to human health (Islam et al., 2007), in soil samples from the dumpsites were found to be higher than dosages approved safe for agricultural activities

especially crop farming (Figures 1 to 4).

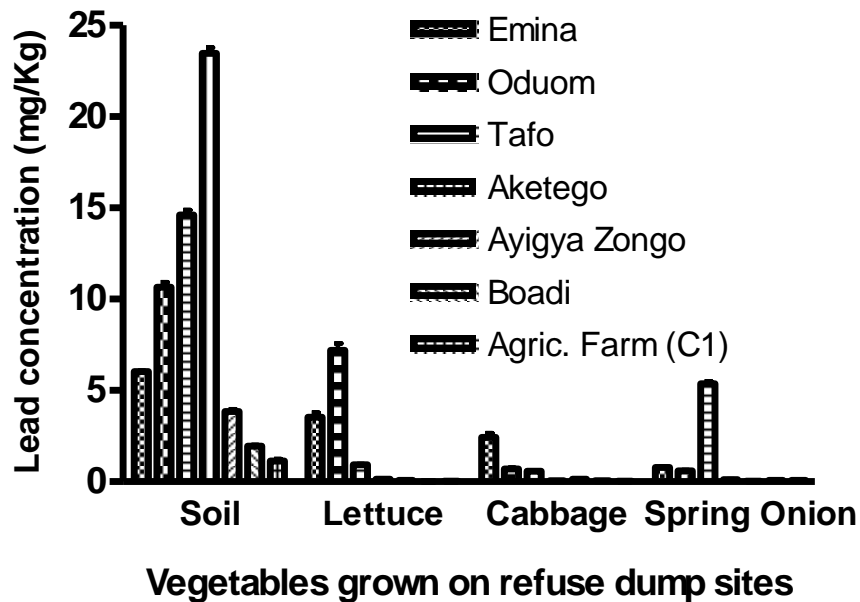
The waste composition of the dumpsites as well as the state of decomposition (or the age of the established dumpsite) affected the levels of heavy metals in the soil. Aketego dumpsite recorded  $13.62 \text{ mgkg}^{-1}$  Cd in soil, a level several times over the amounts allowed for agricultural purpose as recommended by the FAO and EPA (Bay, 2013). Pb levels in the soils from all the dumpsites were exceptionally high above the levels approved for agricultural activity (Figures 3 and 4). The results clearly show that the soils at the dumpsites may not be suitable for agricultural activity especially for growing crops such as those assessed in this study. Alternatively, these fields could be decontaminated of heavy metals through programmes involving plants with high bioremediative power for Pb and Cd.

Industrial waste is the most important sources of Pb exposure. Pb element and its compounds are components of a number of industrial products such as batteries, cables, pigments, plumbing and ceramics, gasoline, tobacco, solder and steel products, food packaging glassware and pesticides (Tangahu et al., 2011). Naturally, Cd is rare in the environment but its levels in agricultural fields have risen as a result of human activities (Cranor, 2011). Like Pb, the major source of Cd is the disposal of industrial waste containing Cd. Cd is used in the production of batteries, coatings, stabilizers and pigments (Faroon et al., 2012). These industrial wastes are dumped in Kumasi and other cities in Ghana by importers of used electronic products and machine parts from the United States, Europe and Asia (Schaller et al., 2009).

The leafy vegetables (lettuce, cabbage, spring onion,



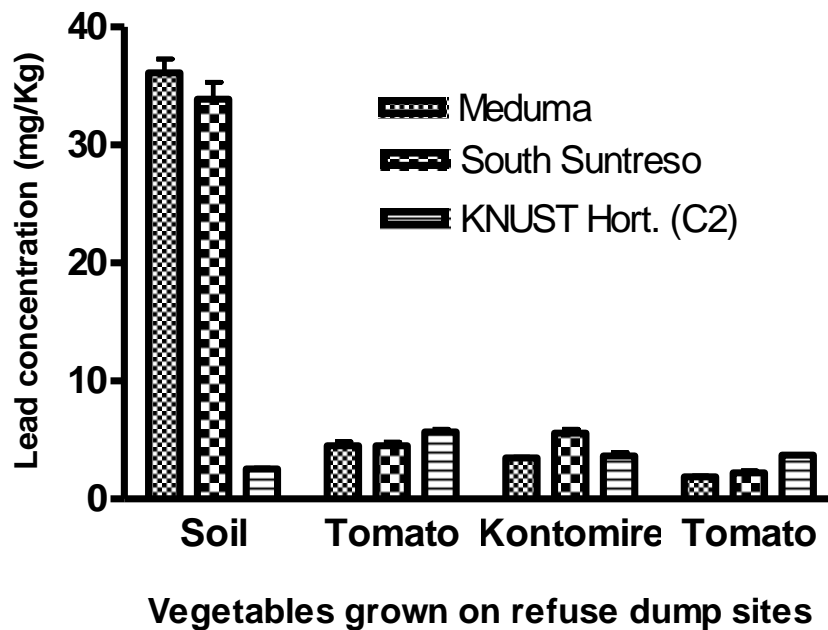
**Figure 2.** Cadmium concentration ( $\text{mgkg}^{-1}$ ) in soil and vegetable samples from six refuse dump sites in the Kumasi Metropolis and a control site (KNUST Horticulture) ( $N = 9$ , bar = standard error of mean).



**Figure 3.** Pb concentration ( $\text{mgkg}^{-1}$ ) in soil and vegetable samples from refuse six dump sites and a control site (Agric Farm at Ayeduase) in the Kumasi Metropolis of Ghana ( $N = 9$ , bar = standard error of mean).

*kontomire* and tomato leaves) growing in soils with high levels of Cd and Pb accumulated the heavy metals at levels far above the maximum concentrations approved by the WHO and FAO for human consumption. Naturally, leafy vegetables accumulate higher levels of Cd and Pb

than other crops (Mench, 1998). The uptake of Cd by plants and fungi from the soil is directly related to the concentration in the soil (WHO/FAO, 2011; Ling-Zhi et al., 2011). Generally, Cd uptake by plants from the soil is enhanced by low soil pH (Rajkumar et al., 2012), a



**Figure 4.** Pb concentration ( $\text{mgkg}^{-1}$ ) in soil and vegetable samples from refuse dump sites in the Kumasi Metropolis of Ghana (N = 9, bar = standard error of mean).

feature commonly associated with industrial acidic waste. It was observed in this study that vegetables from the KNUST Horticulture, one of the control agricultural farms, produced vegetables with Pb and Cd levels significantly above the recommended concentrations for human consumption (Tables 2 and 4). Although, no anthropological data on the site is available, discussions with indigenes living around the university indicate that some parts of the KNUST agricultural fields were once human settlement and thus could contribute to the high metal contents of the soil (personal interviews).

Consumption of these vegetables cultivated on these dumpsites in the Kumasi Metropolis contaminated with high levels of Pb and Cd poses serious health risk to consumers. Pb is considered a classical chronic or cumulative poison. In humans, Pb can result in a wide range of effects including hematological effects, neurological and behavioral effects, renal effects, cardiovascular effects, and effects on the reproductive system (WHO/FAO, 2011; Abdullahi, 2013; Patra et al., 2011; Sun et al., 2014). Children are more vulnerable to effects of Pb than adults. Pb has been shown to be associated with impaired neurobehavioral functioning in children and this remains the most critical effect of Pb (Grandjean and Landrigan, 2014).

Based on dose-response analyses, it has been established that provisional tolerable weekly intake (PTWI) of  $25000 \text{ mgkg}^{-1}$  body weight is associated with a decrease of at least 3 IQ points in children and an increase in systolic blood pressure of approximately 3 mmHg (0.4 kPa) in adults (WHO/FAO, 2011; Solenkova

et al., 2014; Tellez-Plaza et al., 2012). The rate of absorption of Pb into the bloodstream ranges from 3 to 80% (WHO/FAO, 2011; Marsh and Bailey, 2013; Sabath and Robles-Osorio, 2012). Younger persons and fasting individuals tend to absorb higher amounts of Pb ingested or inhaled. Half-life of Pb in blood and soft tissues is about 28 to 36 days (Farzin et al., 2008). Cd excretion is very slow and thus having very long half-life (decades) once in the body (WHO/FAO, 2011; Edwards et al., 2009). The major health risk associated with Cd exposure is renal failure due to high accumulation in the kidney exposure (Kazi et al., 2008).

In conclusion, soils from the eight dumpsites sampled from the Kumasi Metropolis recorded very high concentrations of Pb and Cd and these metals were accumulated in the tissues of vegetables cultivated on them. The levels of Cd and Pb in the vegetables exceeded the maximum levels (ML) approved by WHO for human consumption. Therefore, consumption of vegetables cultivated on these dumpsites poses serious health risk to the consumers.

#### Conflict of Interests

The authors have not declared any conflict of interests.

#### ACKNOWLEDGEMENTS

The authors acknowledge the Soil Research Station of

the CSIR-Ghana in Kumasi and the Faculty of Agriculture in the Kwame Nkrumah University of Science and Technology (KNUST), Kumasi, for their assistance in the atomic absorption spectrometric analysis of heavy metals. They also thank the help offered by the farmers and the Assemblymen of areas where the dumpsites were located for their permission to work and also for supply of vegetable samples for the analysis. They appreciate the technical support received from technical instructors from the laboratories of Biochemistry and Biotechnology of KNUST in Kumasi. The research was funded through Research Funds of Dr. Peter Twumasi.

## REFERENCES

- Abdullahi M (2013). Toxic effects of lead in humans: An overview. *Glob. Adv. J. Environ. Sci. Toxicol.* 2(6):157-162.
- Adelekan B, Alawode A (2011). Contributions of municipal refuse dumps to heavy metals concentrations in soil profile and groundwater in Ibadan Nigeria. *J Appl Biosci.* 40:2727-2737.
- Aguda ND (2009). Bringing food home: A study on the changing nature of household interaction with urban food markets in Accra, Ghana.
- Agyarko K, Darteh E, Berlinger B (2010). Metal levels in some refuse dump soils and plants in Ghana. *Plant Soil Environ.* 56(5):244.
- Akpoveta O, Egharevba F, Medjor O (2011). A pilot study on the biodegradation of hydrocarbon and its kinetics on kerosene simulated soil. *Int. J. Environ. Sci.* 2(1):54-61.
- Akudugu MA, Dittoh S, Mahama ES (2012). The implications of climate change on food security and rural livelihoods: experiences from northern Ghana. *J. Environ. Earth Sci.* 2(3):21-29.
- Amusan A, Ige D, Olawale R (2005). Characteristics of soils and crops' uptake of metals in municipal waste dump sites in Nigeria. *J. Hum. Ecol.* 17(3):167-171.
- Appeaning AK (2010). Urban and peri-urban agriculture in developing countries studied using remote sensing and in situ methods. *Remote Sens.* 2(2):497-513.
- Bagumire A, Todd EC, Nasinyama GW, Muyanja C, Rumbeiha WK, Harris C, Bourquin LD (2009). Potential sources of food hazards in emerging commercial aquaculture industry in sub-Saharan Africa: A case study for Uganda. *Int. J. Food Sci. Technol.* 44(9):1677-1687.
- Barrios S, Bertinelli L, Strobl E (2006). Climatic change and rural-urban migration: The case of sub-Saharan Africa. *J. Urban Econ.* 60(3):357-371.
- Bay CW (2013). Heavy metal concentration in wastewater from car washing bays used for agriculture in the Tamale metropolis, Ghana.
- Black R, Adger WN, Arnell NW, Dercon S, Geddes A, Thomas D (2011). The effect of environmental change on human migration. *Glob. Environ. Change* 21:S3-S11.
- Cofie O, Kranjac-Berisavljevic G, Drechsel P (2005). The use of human waste for peri-urban agriculture in Northern Ghana. *Renew. Agric. Food Syst.* 20(2):73-80.
- Cranor CF (2011). *Legally Poisoned*. Harvard University Press.
- Dubbeling M, De Zeeuw H (2011). Urban Agriculture and climate change adaptation: ensuring food security through adaptation. *Resilient Cities*. Springer.
- Edwards M, Triantafyllidou S, Best D (2009). Elevated blood lead in young children due to lead-contaminated drinking water: Washington, DC, 2001–2004. *Environ. Sci. Technol.* 43(5):1618-1623.
- Egyir I, Beinpuo E (2009). Strategic innovations in urban agriculture, food supply and livelihood support systems performance in Accra, Ghana. College of Agriculture and Consumer Sciences. University of Ghana.
- FAO/WHO (2011). Joint FAO/WHO Food Standards Programme Codex Committee On Contaminants In Foods. Available at: [ftp://ftp.fao.org/codex/meetings/CCCF/cccf5/cf05\\_INF.pdf](ftp://ftp.fao.org/codex/meetings/CCCF/cccf5/cf05_INF.pdf)
- Faroon O, Ashizawa A, Wright S, Tucker P, Jenkins K, Ingerman L, Rudisill C (2012). Toxicological profile of cadmium, agency for toxic substances and disease registry. Atlanta pp. 273-274.
- Farzin L, Amiri M, Shams H, Faghieh MAA, Moassesi ME (2008). Blood levels of lead, cadmium, and mercury in residents of Tehran. *Biol. Trace Elem. Res.* 123(1-3):14-26.
- Fuge R (2013). Anthropogenic sources. *Essentials of medical geology*. Springer.
- Grandjean P, Landrigan PJ (2014). Neurobehavioural effects of developmental toxicity. *Lancet Neurol.* 13(3):330-338.
- Grimm NB, Faeth SH, Golubiewski NE, Redman CL, Wu J, Bai X, Briggs JM (2008). Global change and the ecology of cities. *Science* 319(5864):756-760.
- Ideriah T, Harry F, Stanley H, Igbara J (2010). Heavy Metal Contamination of Soils and Vegetation around Solid Waste Dumps in Port Harcourt, Nigeria. *J. Appl. Sci. Environ. Manag.* 14(1).
- Islam E, Yang X, He Z, Mahmood Q (2007). Assessing potential dietary toxicity of heavy metals in selected vegetables and food crops. *J. Zhejiang Univ. Sci. B.* 8(1):1-13.
- Järup L (2003). Hazards of heavy metal contamination. *Br. Med. Bull.* 68(1):167-182.
- Kazi TG, Jalbani N, Kazi N, Jamali MK, Arain MB, Afridi HI, Kandhro A, Pirzado Z (2008). Evaluation of toxic metals in blood and urine samples of chronic renal failure patients, before and after dialysis. *Renal Fail.* 30(7):737-745.
- Kolo SJ, Rahimian FP, Goulding JS (2014). Offsite Manufacturing: The Way Forward For Nigeria's Housing Industry. *ALAM CIPTA. Int. J. Sustain. Trop. Des. Res. Pract.* 7(1):35-40.
- Kugelmann M (2012). The global farms race: Land grabs, agricultural investment, and the scramble for food security. Island Press.
- Ling-Zhi L, Zong-Qiang G, Zhang YL, Pei-Jun L (2011). Growth, cadmium accumulation and physiology of marigold (*Tagetes erecta* L.) as affected by arbuscular mycorrhizal fungi. *Pedosphere* 21(3):319-327.
- Marsh J, Bailey M (2013). A review of lung-to-blood absorption rates for radon progeny. *Radiat. Prot. Dosimetry* 157(4):499-514.
- Mwingyine DT (2008). Towards Sustainable Rural Land Use Practices in the Northern Savannah Zone of Ghana: Case Study of the Sissala West District. Department of Land Economy, Kwame Nkrumah University of Science and Technology.
- Nabulo G, Origa HO, Nasinyama G, Cole D (2008). Assessment of Zn, Cu, Pb and Ni contamination in wetland soils and plants in the Lake Victoria basin. *Int. J. Environ. Sci. Technol.* 5(1):65-74.
- Odai SN, Mensah E, Sipitey D, Ryo S, Awuah E (2008). Heavy metals uptake by vegetables cultivated on urban waste dumpsites: case study of Kumasi, Ghana. *Res. J. Environ. Toxicol.* 2(2):92r99.
- Owusu-Sekyere E, Osumanu IK, Yaro JA (2013). Dompouse Landfill in the Kumasi Metropolitan Area of Ghana: A 'Blessing' or a 'Curse'. *Int. J. Curr. Trends Res.* 2(1):87-96.
- Patra R, Rautray AK, Swarup D (2011). Oxidative stress in lead and cadmium toxicity and its amelioration. *Veterinary Medicine International*.
- Rajkumar M, Sandhya S, Prasad M, Freitas H (2012). Perspectives of plant-associated microbes in heavy metal phytoremediation. *Biotechnol. Adv.* 30(6):1562-1574.
- Reilly C (2008). Metal contamination of food: its significance for food quality and human health. John Wiley & Sons.
- Reiss R, Johnston J, Tucker K, DeSesso JM, Keen CL (2012). Estimation of cancer risks and benefits associated with a potential increased consumption of fruits and vegetables. *Food Chem. Toxicol.* 50(12):4421-4427.
- Sabath E, Robles-Osorio ML (2012). Renal health and the environment: heavy metal nephrotoxicity Medio ambiente y riñón: nefrotoxicidad por metales pesados. *Nefrologia* 32(3):279-286.
- Sangare SK, Compaore E, Buerkert A, Vanclouster M, Sedogo MP, Biolders CL (2012). Field-scale analysis of water and nutrient use efficiency for vegetable production in a West African urban agricultural system. *Nutr. Cycl. Agroecosyst.* 92(2):207-224.
- Schaller MS, Koretsky CM, Lund TJ, Landry CJ (2009). Surface complexation modeling of Cd (II) adsorption on mixtures of hydrous ferric oxide, quartz and kaolinite. *J. Colloid. Interface Sci.* 339(2):302-309.
- Singh SK, Pandey VD, Verma VC (2011b). BACTERIAL FOOD INTOXICATION. *Microbial Toxins and Toxigenic Microbes*.
- Singh R, Gautam N, Mishra A, Gupta R (2011a). Heavy metals and



- living systems: An overview. *Indian J. Pharmacol.* 43(3):246-253.
- Solenkova NV, Newman JD, Berger JS, Thurston G, Hochman JS, Lamas GA (2014). Metal pollutants and cardiovascular disease: Mechanisms and consequences of exposure. *Am. Heart J.* 168(6):812-822.
- Stefanowicz AM, Kapusta P, Szarek-Łukaszewska G, Grodzińska K, Niklińska M, Vogt RD (2012). Soil fertility and plant diversity enhance microbial performance in metal-polluted soils. *Sci. Total Environ.* 439:211-219.
- Sun H-J, Rathinasabapathi B, Wu B, Luo J, Pu L-P, Ma LQ (2014). Arsenic and selenium toxicity and their interactive effects in humans. *Environ. Int.* 69:148-158.
- Tangahu BV, Sheikh Abdullah SR, Basri H, Idris M, Anuar N, Mukhlisin M (2011). A review on heavy metals (As, Pb, and Hg) uptake by plants through phytoremediation. *Int. J. Chem. Eng.* 2011:1-32.
- Tellez-Plaza M, Navas-Acien A, Menke A, Crainiceanu CM, Pastor-Barriuso R, Guallar E (2012). Cadmium exposure and all-cause and cardiovascular mortality in the US general population. *Environ. Health Perspect.* 120(7):1017.
- Thow AM, Priyadarshi S (2013). Aid for Trade: An opportunity to increase fruit and vegetable supply. *Bull. World Health Organ.* 91(1):57-63.
- Volpe M, La Cara F, Volpe F, De Mattia A, Serino V, Petitto F, Zavalloni C, Limone F, Pellicchia R, De Prisco P (2009). Heavy metal uptake in the enological food chain. *Food chem.* 117(3):553-560.
- Wuana RA, Okieimen FE (2011). Heavy metals in contaminated soils: A review of sources, chemistry, risks and best available strategies for remediation. *ISRN Ecology.*
- Zeza A, Tasciotti L (2010). Urban agriculture, poverty, and food security: Empirical evidence from a sample of developing countries. *Food Policy* 35(4):265-273.