

*Full Length Research Paper*

# **Influence of redroot pigweed (*Amaranthus retroflexus*) density and biomass on peanut (*Arachis hypogaea*) yield**

**Bekir Bukun**

Plant Protection Department, Dicle University, Diyarbakir, Turkey. E-mail: [bbukun@yahoo.com](mailto:bbukun@yahoo.com).  
Tel: (+90) 412 32488509. Fax: (+90) 412 2488153.

Accepted 21 November, 2011

**Studies were conducted in 2004 and 2005 to evaluate the effect of redroot pigweed on peanut. Redroot pigweed aboveground dry weight was 44, 42, 40, 38, 35 and 30 g plant<sup>-1</sup> at density of 0.2, 0.5, 0.8, 1.2, 2.3, or 4.7 plants m<sup>-1</sup> of crop row. Peanut yield decreased as weed density increased. Yield reduction under redroot pigweed interference was 4.1 and 63.9% at 0.2 and 4.7 plants m<sup>-1</sup> crop row, respectively. The results suggest that redroot pigweed is a strong competitor with peanut and should be controlled to prevent high peanut yield loss.**

**Key words:** Competition, *Amaranthus retroflexus*, density, interference, peanut, biomass.

## **INTRODUCTION**

Peanut cultivars that commonly preferred by producers are relatively short. Taller weed species can cause significant yield losses by compete with peanut even at relatively low densities. Redroot pigweed (*Amaranthus retroflexus* L.) is one of the most common weed in peanut in Turkey and in the most peanut producing regions of the world (Dowler, 1995).

Pigweed species are difficult to control in peanuts (Wilcut and Swann, 1990; Bridges et al., 1994; Grichar, 1994; Jordan et al., 1994; Scott et al., 2002). Redroot pigweed can grow more than 1 m which makes it advantageous to capture more sunlight and other resources such as water and nutrients in a relatively short time (Jones et al., 1997) resulted in large amounts of dry matter accumulation. Plant dry weight is an indicator of the competitive ability of several species (Radosevich et al., 1997). A rapid growth and tall plant traits make redroot pigweed extremely competitive with crops.

The ability of redroot pigweed to cause serious yield losses is documented for some crops such as cotton, soybean and snap beans (Knezevic et al., 1999; Aguyoh and Masiunas, 2003; Bensch et al., 2003; Culpepper et al., 2006). However, information related to the density dependent effects of redroot pigweed on peanut yield losses are lack. Those losses would be even more important for short plants such as peanut It is well known that weed competitiveness varies by species, density and

time of emergence relative to the crop, as well as environmental conditions (Klingman and Oliver, 1994; Knezevic et al., 1997; Bensch et al., 2003). The degree of weed competition is influenced by the several other factors such as weed dry biomass (Farris et al., 2005). Since density dependent data on redroot pigweed interference with peanut has not been reported, studies were to evaluate several redroot pigweed densities on peanut yield to provide information to producer and researchers make decision regarding the management of this weed species. Therefore, this study was conducted to (i) study the effect of redroot pigweed on peanut yield and (ii) determine yield loss at different weed densities.

## **MATERIALS AND METHODS**

### **Experimental area**

Field studies were conducted in Şanlıurfa, Turkey in 2004 and 2005. The experimental area soil contents of 1 to 1.2% organic matter with pH 7.5 to 7.6.

### **Weed interference experiment**

Experimental plots were prepared according farmers management. Cultivar "NC-7" was planted in 26 May, 2004 and 2 June, 2005. Bed

spacing was 75 cm and plant spacing on the same bed was 20 cm, corresponding to a final plant population of ~66,667 plants ha<sup>-1</sup> (about 150 kg seed ha<sup>-1</sup>). The design was a randomized complete block with 4 replications. Individual plots consisted of 4 rows of peanut 6 m long and 3 m wide. Fertilization and irrigation programs followed standard recommendations for peanut production in the region (İşler et al., 1996). All of the fertilizer was broadcast before planting at the rate of 60 kg ha<sup>-1</sup> N and 60 kg ha<sup>-1</sup> P and crop was irrigated immediately following planting to maintain uniform emergence. During each of the growing seasons, the crop was irrigated 10 times. Irrigation intervals and amounts varied depending on rainfall and air temperature.

Middle rows of each peanut plot were allowed to compete with different densities redroot pigweed while the outside rows were maintained weed free with regular hand weeding. Redroot pigweed densities were 0, 1, 3, 5, 7, 14 or 28 plants per 6 m crop row, corresponding to 0, 0.2, 0.5, 0.8, 1.2, 2.3, or 4.7 plants m<sup>-1</sup> of row, respectively. Redroot pigweed was allowed to interfere with peanut until harvest (Clewis et al., 2001). All other weed species on rows were removed by hand and those between rows removed by hoeing. Natural densities of redroot pigweed in the experimental site exceeded the maximum density used. Therefore, weed seedlings were thinned to desired density after emergence. Redroot pigweed emerged three days after irrigation. At the end of each growing season, the weeds were cut at ground level and removed from plots to facilitate peanut harvest. Since it has formed fairly big habitus, four redroot pigweed plants were selected from each plot, dried, and weighed to determine average plant dry weight. Peanut was harvested in 4 October, 2004 and October 9, 2005 by digging pods in the two middle rows of each plot. Pods were air dried in the field for two weeks prior to weighing for final crop yield (Clewis et al., 2001).

### Statistical analyses

Percent yield loss was calculated by using weed-free plots yield and data were tested for homogeneity of variance prior to statistical analysis by plotting residuals. ANOVA was performed on redroot dry weight and peanut yield loss as a percentage of weed-free yields. Linear, quadratic and higher-order polynomial effects of weed densities were tested by partitioning sums of squares (Draper and Smith, 1981). Year was considered a random variable. Weed density was the main effect and was tested using the error term associated with appropriate year by weed density interaction (McIntosh, 1993). If significant redroot pigweed density effects were observed on weed dry biomass or peanut yield, regression analysis was performed. Nonlinear models were used if ANOVA indicated that higher-order polynomial effects of redroot pigweed density were more significant than linear or quadratic effects. Iterations were performed to determine parameter estimates with least sums of squares for all nonlinear models, using the Gauss-Newton method by PROC NLIN in SAS (SAS 2004).

The relationship between plant densities and dry matter weight was best described with a reciprocal quadratic model over the two years:

$$Dw = \frac{1}{(a + bd + cd^2)} \quad (1)$$

Where,  $Dw$  is the dry weight of redroot pigweed in g per plant;  $a$ ,  $b$  and  $c$  are the constant and  $d$  is the redroot pigweed density in plants per meter of crop row.

A rectangular hyperbola (Cousens, 1988; Thomas et al., 2004) was used to relate peanut yield loss as a function of weed density:

$$Y_L = \frac{Id}{1 + \left(\frac{Id}{A}\right)} \quad (2)$$

Where,  $Y_L$  is the peanut yield loss (% of weed-free yield);  $A$  is the asymptote (% yield loss as  $d$  approaches infinity);  $d$  is the weed density (plants per meter of crop row) and  $I$  is the yield loss per weed as weed density approaches zero. The parameter estimates were calculated using PROC NLIN (SAS 2004).

## RESULTS AND DISCUSSION

### Peanut yield losses

Increasing densities of redroot pigweed resulted in more peanut yield losses. Redroot pigweed interference resulted in 4.1 to 63.9% yield loss with 0.2 and 4.7 weed plants m<sup>-1</sup> crop row (Figure 1). The estimated yield loss as density approached zero was ( $I$ ) 49.1% while asymptotic or maximum yield loss ( $A$ ) was 89.8% for redroot pigweed (Figure 1).

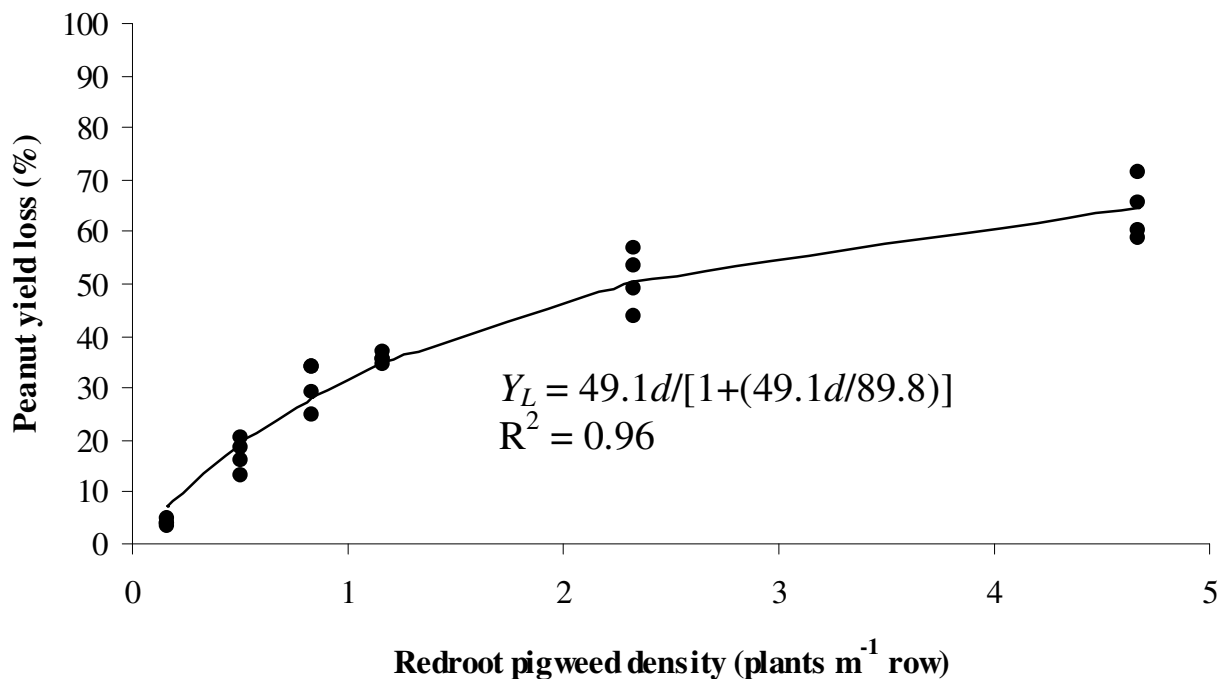
One plant of redroot pigweed m<sup>-1</sup> of row caused 31.7% yield loss when allowed to interfere with peanut throughout the growing season. Previous studies using other weed species at the same density showed lower peanut yield reduction. Predicted yield losses due to wild poinsettia in peanut were 4, 8, 12, 15, 26, 40 or 54% for season-long interference of densities of 1, 2, 4, 8, 16 or 32 with poinsettia 9 m<sup>-1</sup> of row in Georgia (Bridges et al., 1992). Florida beggarweed (*Desmodium tortuosum*) (Buchanan et al., 1982; Cardina and Brecke, 1989) and bristly starbur (*Acanthospermum hispidum*) (Walker et al., 1989) interference in peanut with one plant of per crop row caused 24 and 16% yield loss, respectively indicating that redroot pigweed is more competitive than those weeds if all experimental conditions were similar (Figure 1).

The relation between redroot pigweed dry biomass and peanut yield (pod weight) was best described with a linear equation (Figure 2). Peanut yield in the weed-free plots was 3080 and 3010 kg ha<sup>-1</sup> in 2004 and 2004, respectively. As weed dry weight (g m<sup>-1</sup> crop row) increased, peanut yield decreased. Previous studies reported similar inverse relationship between weed biomass accumulation and peanut yield with horsenettle (*Solanum carolinense*) and crownbeard (*Verbesina encelioides*) (Hackett et al., 1987; Farris et al., 2005).

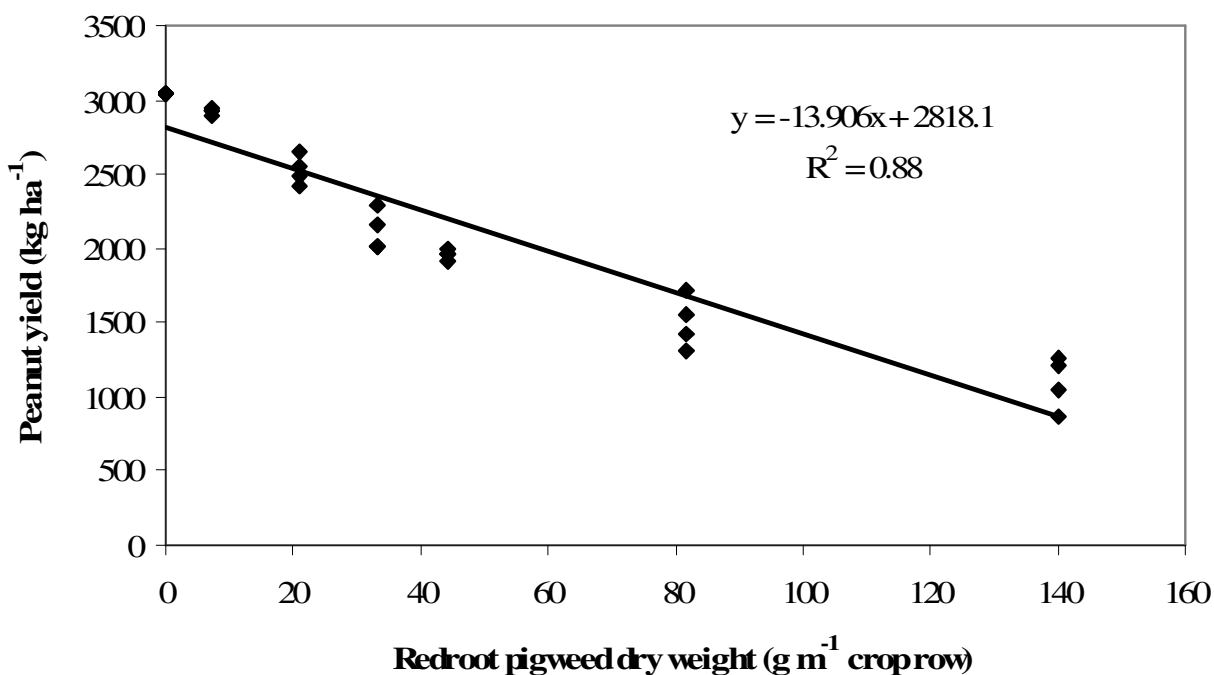
At the highest weed density of 4.7 plants m<sup>-1</sup> of row used in this study, redroot pigweed accumulated 30.0 g plant<sup>-1</sup> (140 g m<sup>-1</sup> of row) total dry biomass. Based on results weed dry biomass is a useful tool to predict peanut yield losses.

### Weed dry biomass and densities

Year effects by treatment (weed density) interaction were



**Figure 1.** Peanut yield loss as influenced by redroot pigweed (*Amaranthus retroflexus*) interference at different densities. Data averaged over 2004 and 2005.

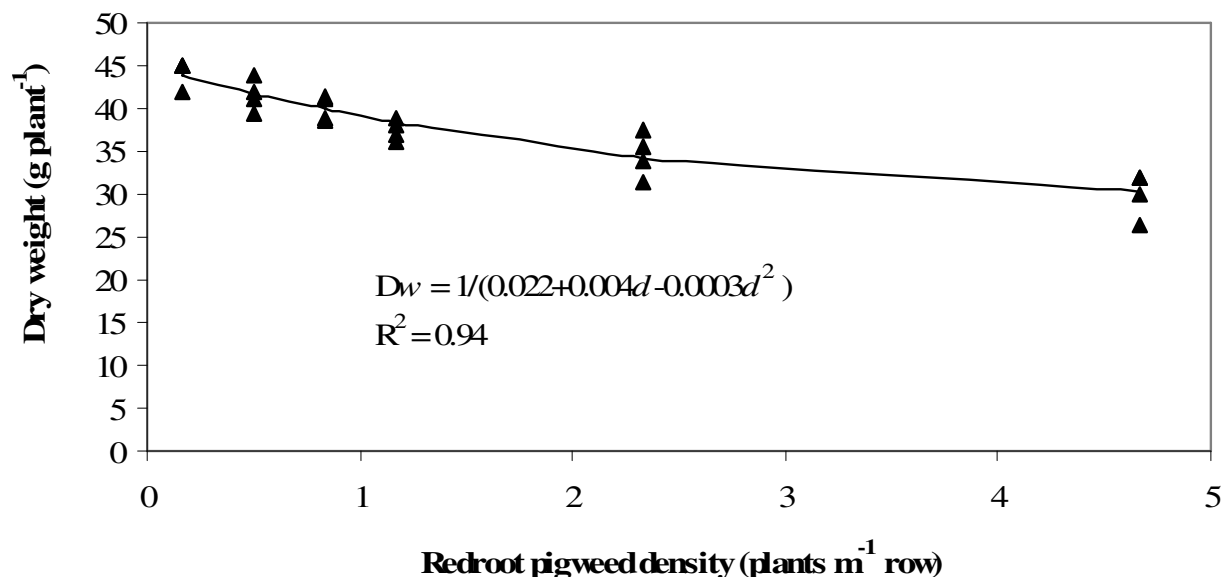


**Figure 2.** Relationship between redroot pigweed (*Amaranthus retroflexus*) dry biomass and peanut yield (dry pod weight). Data averaged over 2004 and 2005.

not significant for redroot pigweed dry biomass accumulation, thus data were pooled for both years. The relationship redroot pigweed dry biomass and his respective densities were best described by reciprocal

quadratic model (Equation 1, Figure 3).

Dry weight per plant decreased as densities increased (Figure 3). Density dependent decline in weed dry biomass per plant is indicative of intraspecific competition



**Figure 3.** Relationship between redroot pigweed (*Amaranthus retroflexus*) density and dry biomass. Data averaged over 2004 and 2005.

(Snipes et al., 1982, 1987; Rushing et al., 1985; Bridges and Chandler, 1987; Thomas et al., 2004). The dry biomass of redroot pigweed was 44.0 g per plant at 0.2 plants m<sup>-1</sup> of peanut row and only reduced to 30.2 g plant<sup>-1</sup> at 4.7 plants m<sup>-1</sup> of crop row. The proportion of biomass allocation may reflect the ability of the species to obtain resources and compete with other plants (Horak and Loughin, 2000). The present study provides base data to the researchers and peanut producers to make decisions regarding the management of this weed species for their future competition studies.

## REFERENCES

- Aguyoh JN, Masiunas JB (2003). Interference of redroot pigweed (*Amaranthus retroflexus*) with snap beans. *Weed Sci.* 51: 201-207.
- Bensch CN, Horak MJ, Peterson D (2003). Interference of redroot pigweed (*Amaranthus retroflexus*) palmer amaranth (*A. palmeri*), and common waterhemp (*A. rudius*) in soybean. *Weed Sci.* 51: 37-43.
- Bridges DC, Brecke BJ, Barbour JC (1992). Wild poinsettia (*Euphorbia heterophylla*) interference with peanut (*Arachis hypogaea*). *Weed Sci.* 40: 37-42.
- Bridges DC, Chandler JM (1987). Influence of johnsongrass (*Sorghum halepense*) density and period of competition on cotton yield. *Weed Sci.* 35: 63-67.
- Bridges DC, Kvien CK, Hook JE, Stark Jr CR (1994). Weeds and herbicides of the Virginia-Carolina peanut market area. Appendix 3.1. In Bridges DC, ed, An analysis of the use and benefits of pesticides in U.S.-Grown Peanut: III Virginia-Carolina Production Region. Tifton, GA: National Environmentally Sound Production Agriculture Laboratory. pp. 1-39.
- Buchanan GA, Murray DS, Hauser EW (1982). Weeds and their control in peanuts. *Peanut Sci. Technol.* pp. 206-249.
- Cardina J, Brecke BJ (1989). Growth and development of Florida Beggarweed (*Desmodium tortuosum*) selections. *Weed Sci.* 37: 207-210.
- Clewis SB, Askew SD, Wilcut JW (2001). Common ragweed interference in peanut. *Weed Sci.* 49: 768-772.
- Cousens R (1988). Misinterpretations of results in weed research in appropriate use of statistics. *Weed Res.* 28: 281-289.
- Culpepper AS, Grey TL, Vencill WK, Kichler JM, Webster TM, Brown SM, York AC, Davis JW, Hanna WW (2006). Glyphosate-resistant palmer amaranth (*Amaranthus palmeri*) confirmed in Georgia. *Weed Sci.* 54: 620-626.
- Draper NR, Smith H (1981). *Applied Regression Analysis*. New York: J. Wiley. pp. 33-42.
- Dowler CC (1995). *Weed Survey-Southern States*. Proc. South. Weed Sci. Soc 48: 290-325.
- Farris RL, Gray CY, Murray DS, Verhalen LM (2005). Time of removal of crownbeard (*Verbesina encelioides*) on peanut yield. *Weed Technol.* 19: 380-384.
- Grichar WJ (1994). Spiny amaranth (*Amaranthus spinosus* L.) control in peanut (*Arachis hypogaea* L.). *Weed Technol.* 8: 199-202.
- Hackett NM, Murray DS, Weeks DL (1987). Interference of horsenettle (*Solanum carolinense*) with peanuts (*Arachis hypogaea*). *Weed Sci.* 35: 780-784.
- Horak MJ, Loughin TM (2000). Growth analysis of four *Amaranthus* species. *Weed Sci.* 48: 347-355.
- İşler N, Arıoğlu H, Boydak E (1996). A study on growing possibilities of some Virginia and Spanish market type peanut varieties as a main crop in Şanlıurfa condition (in Turkish, Şanlıurfa koşullarında ana ürün olarak yetişebilecek bazı Virginia ve Spanish tipi yerfıstığı çeşitleri üzerinde bir araştırma). *Çukurova University J Agric.* 11(2): 1-12.
- Jones Jr RE, Walker RH, Wehtje G (1997). Soybean (*Glycine max*), common cocklebur (*Xanthium strumarium*), and sicklepod (*Senna obtusifolia*) sap flow in interspecific competition. *Weed Sci.* 45: 409-413.
- Jordan DL, Wilcut JW, Fortner LD (1994). Utility of clomazone for annual grass and broadleaf weed control in peanut (*Arachis hypogaea*). *Weed Technol.* 8: 23-27.
- Klingman TE, Oliver LR (1994). Palmer amaranth (*Amaranthus palmeri*) interference in soybeans (*Glycine max*). *Weed Sci.* 42: 523-527.
- Knezevic SZ, Horak MJ, Vanderlip RL (1997). Relative time of redroot pigweed (*Amaranthus retroflexus* L.) emergence is critical in redroot pigweed-sorghum (*Sorghum bicolor* (L.) Moench) competition. *Weed Sci.* 45: 502-508.
- Knezevic SZ, Horak MJ, Vanderlip RL (1999). Estimates of physiological determinants for *Amaranthus retroflexus*. *Weed Sci.* 47: 291-296.

- McIntosh MS (1993). Analysis of combined experiments. *Agron. J.* 75: 153-155.
- Radosevich S, Holt JS, Ghera C (1997). *Weed Ecology: Implications for Vegetation Management*, New York: John Wiley and Sons. pp. 278-301.
- Rushing DW, Murray DS, Verhalen LM (1985). Weed interference with cotton (*Gossypium hirsutum*). II. tumble pigweed (*Amaranthus albus*). *Weed Sci.* 33: 815-818.
- SAS Institute (2004). SAS Online Document. Version 8. Cary, NC, USA. Statistical Analysis Systems Institute. p. 850.
- Scott GH, Askew SD, Wilcut JW, Bennett AC (2002). Economic evaluation of HADSS computer program in North Carolina peanut. *Weed Sci.* 50: 91-100.
- Snipes CE, Buchanan GA, Street JE, McGuire JA (1982). Competition of common cocklebur (*Xanthium pennsylvanicum*) with cotton (*Gossypium hirsutum*). *Weed Sci.* 30: 553-556.
- Snipes CE, Street JE, Walker RH (1987). Interference periods of common cocklebur (*Xanthium strumarium*) with cotton (*Gossypium hirsutum*). *Weed Sci.* 35: 529-532.
- Thomas WE, Askew SD, Wilcut JW (2004). Tropic croton interference in peanut. *Weed Technol.* 18: 119-123.
- Walker RH, Wells LW, McGuire JA (1989). Bristly starbur (*Acanthospermum hispidum*) interference in peanut (*Arachis hypogaea*). *Weed Sci.* 37: 196-200.
- Wilcut JW, Swann CW (1990). Timing of paraquat application for weed control in Virginia-type peanuts (*Arachis hypogaea*). *Weed Sci.* 38: 558-562.