

*Full Length Research Paper*

# The preparation of activated carbon from agroforestry waste for wastewater treatment

Hesham R. Lotfy\*, Jane Misihairabgwi and Mary Mulela Mutwa

Chemistry and Biochemistry Department, Science Faculty, University of Namibia, P. Bag 13301, Windhoek, Namibia.

Accepted 21 May, 2012

The scope of this study was to produce activated carbon from local agroforestry wastes (marula fruit stones, jackalberry seeds, eembe seeds, efukwa shells and eembu seeds) and assess the efficiency of the produced carbons in removing dyes and metal ions from wastewater. Preparation of activated carbons from efukwa shells, marula fruit stones, jackalberry seeds, eembe seeds and eembu seeds are described in this study. The carbons were chemically activated by treatment with 50% phosphoric acid. The dyes tested in this study were methylene blue and methyl orange and the metal ions tested were lead and zinc. The carbons produced in this study were compared to commercially powdered activated carbon (PAC) and granular activated carbon (GAC). In case of Lead ion and Powdered Activated Carbon (PAC) produced, the removal efficiency for Eembe, Eembu and Jackalberry was 100%, so as for the commercial powdered activated carbon, 100%. In case of Lead ion and granular activated carbon (GAC) produced, the removal efficiency for Eembu and Marula was 100% and for the commercial granular activated carbon was also 100%. In case of Zinc ion and granular activated carbon (GAC) produced, the removal efficiency for Eembu was 91% and Eembe had zero removal and for the commercial granular activated carbon was 89%. In case of Zinc ion and powdered activated carbon (PAC) produced, the removal efficiency for Eembe, Eembu and Efukwa was around 60%, while the powdered activated carbon (PAC) produced from Jackalberry and Marula had zero removal and for the commercial powdered activated carbon (PAC) the removal was 90%. In case of methyl orange dye and powdered activated carbon (PAC) produced, the removal efficiency for Eembu, Marula and Efukwa was 84% and for the commercial powdered activated carbon was 92%. In case of methyl orange dye and granular activated carbon produced, the removal efficiency for Eembu and Marula was 78% and for the commercial granular activated carbon was 87.5%. In case of methylene blue dye and powdered activated carbon (PAC) produced, the removal efficiency for Jackalberry, 84.4%; Marula, 83% and Eembe was 81.3 % and for the commercial powdered activated carbon was 84.4%. In case of methylene blue dye and granular activated carbon (GAC) produced, the removal efficiency for Jackalberry, 83%; Eembu was 81.25% and for the commercial granular activated carbon was 92.2%. The effectiveness of the produced activated carbon in most of the cases is comparable and in some cases equivalent to that of the commercial carbons.

**Key words:** Activated carbon (AC), powdered activated carbon (PAC), granular activated carbon (GAC), adsorption.

## INTRODUCTION

Agricultural by-products represent a considerable quantity of harvested commodity crops. The use of by-products

as precursors for the production of widely used adsorbents, such as activated carbons, may impart a value-added component of the overall biomass harvested.

In most developing countries, the activated carbon is imported at high cost, limiting the quantities of safe

\*Corresponding author. E-mail: [hrlotfy@unam.na](mailto:hrlotfy@unam.na).

drinking water available to the people (Misihairabgwi et al., 2007).

In recent years, there has been research focusing on the use of appropriate, low cost technology for the treatment of drinking water in the developing world. Research has also been focused on the indigenous production of water treatment chemicals using locally available raw materials (Warhurst et al., 1997). Generally, the raw materials for the production of Activated Carbon (AC) are those with high carbon but low inorganic contents such as wood, lignite, peat and coal (Jabit, 2007).

Activated carbons form a large and important class of porous solids, which have found a wide range of technological applications. The characteristics of activated carbon depend on the physical and chemical properties of the precursor as well as on the activation method. In addition to the starting material and the oxidizing agent, activation time and temperature affect the structural properties of the resulting activated carbon. There are two different ways of preparing activated carbon: physical and chemical activation. The physical activation method involves: carbonization of raw material and activation at high temperature in carbon dioxide or water vapor (Petrov et al., 1999). Chemical activation is a well-known method for the preparation of activated carbon, which has been the objective of numerous studies within the last few years (Karim et al., 2006; Wu et al., 2006; Yang et al., 2006; Haimour and Emeish, 2006; Shalaby et al., 2006; Fierro et al., 2006; Pérez et al., 2006) as it presents several advantages compared to the physical activation. The advantage of chemical activation over physical activation is that it is performed in one step and at relatively low temperatures. The most important and commonly used activating agents are phosphoric acid, zinc chloride and alkaline metal compounds, such as KOH (Serrano-Gomez et al., 2005; Dabrowski et al., 2005; Li et al., 2008).

Acid activation of carbons made from wood and coal under a nitrogen atmosphere was investigated by Jagtoyen et al. (1992) and Jagtoyen and Derbyshire (1993) but no attempt was made to investigate cationic metal uptake. It was determined that the oxidation of the carbon surface was important as it produced a negative surface charge, which contributed to its ability to adsorb cations, and a linear relationship between surface charge and metal adsorptive capacity has already been demonstrated by Lima et al. (2004). The process was further evaluated and the predicted cost of producing phosphoric acid activated carbons from agricultural by-products was estimated at \$2.89/kg (Ng et al., 2003).

A wide range of carbonaceous materials can be used as the carbon precursors such as coal, peat, wood and various agricultural by-products. Recently, agricultural by-products have received an increasing attention for the production of activated carbon due to their low-cost,

renewability and wide prevalence (Kadirvelu et al., 2003; Yang and Lua, 2003; Ahmedna et al., 2004; Zhang et al., 2004; Cox et al., 2000; Kadirvelu et al., 2004; Gurses et al., 2006; Mohanty et al., 2005). The production of value-added products such as activated carbon will enlarge its application, reduce waste materials and generate income to rural communities in Namibia.

Heavy metal contamination exists in aqueous waste streams of many industries such as metal plating facilities, mining operations and tanners (Özçimen and Ersoy-Meriçboyu, 2009). Activated carbons were used as adsorbent materials because of their extended surface area, microporous structure, high adsorption capacity and high degree of surface reactivity. Furthermore, the presence of different surface functional groups on activated carbon, especially oxygen groups, leads to the adsorption of ions of heavy metals (Al-Asheh et al., 2003; Naseem and Tahir, 2001).

One of the fastest growing research areas is the environmental applications of activated carbon, such as wastewater treatment. In the treatment of wastewater, it is used for purification, decolorization and the removal of toxic organics and heavy metal ions (Jabit, 2007; Lotfy, 2006; Dastgheib and Rockstraw, 2001; Wartelle and Marshall, 2001).

The demand of activated carbon increased over the years and the market growth was estimated at 4.6 % per year (Jabit, 2007). This demand can be satisfied considering the large number of raw material available for the production of activated carbon (Jabit, 2007).

The aim of the study was to produce activated carbon from local agroforestry wastes (Eefukwa shells, marula fruit stones, jackalberry seeds, eembe seeds and eembu seeds) and assess the efficiency of the produced carbons in removing dyes and metal ions from wastewater.

## MATERIALS AND METHODS

The shells and seeds which were used as the carbon source were obtained from the northern regions of Namibia during April 2011.

### Sample preparation

The raw material was washed with deionized water and dried at 120°C for 4 h. The dried raw material was then ground to particle size of 125 to 250 µm. The particle size was determined using a laboratory test sieve.

### Chemical activation and carbonization

Six grams of each ground raw material was soaked in 50 ml of 50 % phosphoric acid at 30°C for 48 h. After 48 h, the phosphoric acid was filtered out and the activated raw material was carbonized in a muffle furnace at 300°C for 2 h in nitrogen atmosphere. After cooling each of the carbonized materials was washed with 200 ml hot distilled water, then dried for 2 h at 120°C. The dried carbon was then weighed to determine percentage yield. This procedure

**Table 1.** Percentage yield of PAC.

Activated carbon	Mass of raw material (g)	Yield (g)	Yield (%)
Eembe	12.0455	8.6116	71.5
Marula	12.0910	8.0447	66.5
Eembu	12.0321	6.1999	51.5
Jackleberry	12.3630	7.5670	61.2
Eefukwa	12.0530	6.5983	54.7

**Table 2.** Percentage yield of GAC.

Activated carbon	Mass of raw material (g)	Yield (g)	Yield (%)
Eembe	12.0936	6.5608	54.3
Marula	12.0708	7.1994	59.6
Eembu	12.0755	4.6727	38.7
Jackleberry	12.0733	4.5154	37.4

was used to prepare both powdered activated carbon (PAC) and granular activated carbon (GAC).

#### Calibration curves

Dye solutions with concentrations of 10, 20, 30, 40, 50, 60, 70, and 80 mg/L were prepared, maximum wavelength was determined using UV-spectrophotometer and calibration curves were drawn.

#### The removal efficiency

##### Removal of dyes

A solution of 32 mg/L of each dye was prepared in a 100 ml volumetric flask. 20 ml of the dye solution was poured in 50 ml beaker and mixed with 0.01g PAC, and in another set of experiments, mixed with 0.03g GAC. The mixture was stirred for 15 minutes and allowed to settle for 10 minutes before filtration. Residual dye concentration was determined in each case.

##### Removal of metal ions

Solutions of 100 mg/L lead and Zinc were prepared in two different 100 ml volumetric flasks. A 20 ml of each was mixed in 50ml beakers with 0.01 g PAC, and in another set of experiments, mixed with 0.03 g GAC, the mixtures were stirred for 15 min and allowed to settle for 10 min before they were filtered. The residual metal ion concentration of the filtrate was determined.

## RESULTS AND DISCUSSION

The percentage yield for the powdered activated carbon (PAC) is shown in Table 1. Table 2 shows the percentage yield of GAC.

Figure 1 shows the lead ion concentration before and after removals with PAC while the lead ion concentration before and after removal with GAC is shown in Figure 2.

For Zinc ion concentration before and after removals with PAC and GAC are shown in Figures 3 and 4, respectively. Removal of Methyl orange using PAC and GAC are shown in Figures 5 and 6. Figures 7 and 8 shows the removal of Methylene blue using PAC and GAC, respectively.

Agricultural by-products are receiving an increasing attention for the production of activated carbon due to their low-cost, renewability and wide prevalence. The production of value-added products such as activated carbon will enlarge its application and help to deal with wastewater treatment challenges in Namibia.

#### Percentage yield

The percentage yield of the prepared powdered activated carbons were, Eembe, 71.5%; Marula, 66.5%; Eembu, 51.5%; Jackleberry, 61.2% and Eefukwa, 54.7%. In case of granular activated carbon, Eembe, 54.3%; Marula, 59.6%; Eembu, 38.6%; Jackleberry, 37.4%. Eefukwa has soft shells which cannot be ground into granulars. Most of the mass loss was during the carbonization process in the muffle furnace.

#### Adsorption efficiency

In case of Lead ion and PAC produced, the removal efficiency for Eembe, Eembu and Jackalberry was 100% and for the commercial PAC was also 100%. In case of Lead ion and GAC produced, the removal efficiency for Eembu and Marula was 100% and for the commercial GAC was 100% as well. In case of Zinc ion and GAC produced, the removal efficiency for Eembu was 91% but for Eembe, there was zero removal and for the

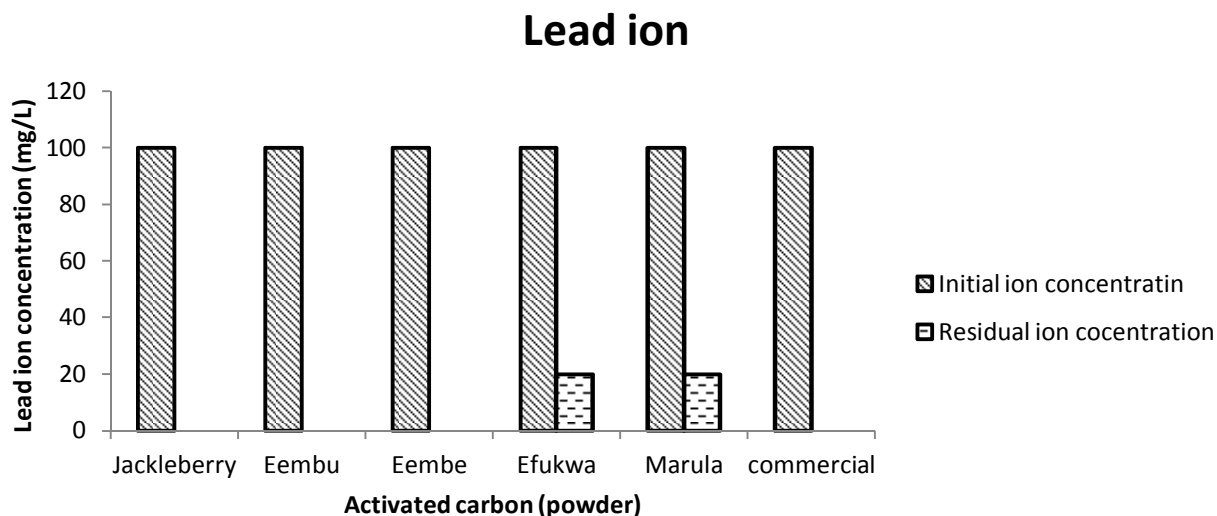


Figure 1. Lead ion concentration before and after removal with PAC.

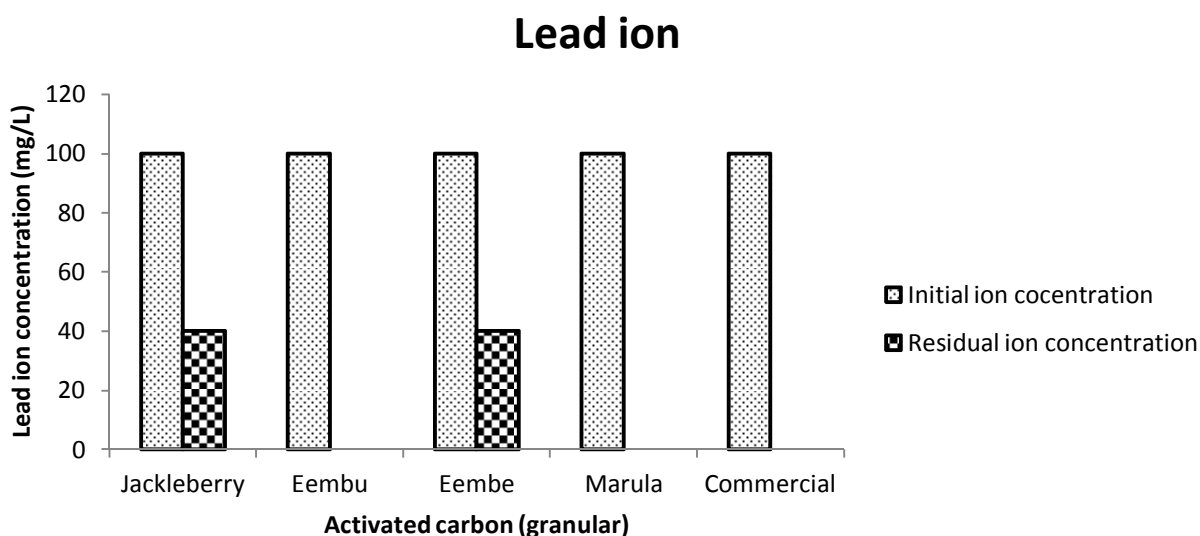


Figure 2. Lead ion concentration before and after removal with GAC.

commercial GAC was 89%, in this case the removal efficiency of the GAC produced from Eembu is higher than that of the commercial GAC. In case of Zinc ion and PAC produced, the removal efficiency for Eembe, Eembu and Efukwa was around 60%. The PAC produced from Jackalberry and Marula had zero removal and for the commercial PAC the removal was 90%. In case of methyl orange dye and PAC produced, the removal efficiency for Eembu, Eembe, Marula and Efukwa was 84% and for the commercial PAC was 92%. In case of methyl orange dye and GAC produced, the removal efficiency for Eembu, Eembe and Marula was 78% and for the commercial GAC was 87.5%. In case of methylene blue dye and PAC produced, the removal efficiency for Jackalberry, 84.4%;

Marula, 83% and Eembe was 81.3% and for the commercial PAC was 84.4%, in this case the removal efficiency of the PAC produced from Jackalberry is equal to that of the commercial PAC. In case of methylene blue dye and GAC produced, the removal efficiency for Jackalberry, 83%; Eembu was 81.25% and for the commercial GAC was 92.2%.

All the adsorbents used namely; marula, jackalberry, eembe, eembu and efukwa were found to have (varying) adsorptive capacities, that can be attributed to the fact that the characteristics of activated carbon depend on the physical and chemical properties of the precursor. In general PAC was found to have higher adsorptive capacity compared to GAC, which is attributed to the

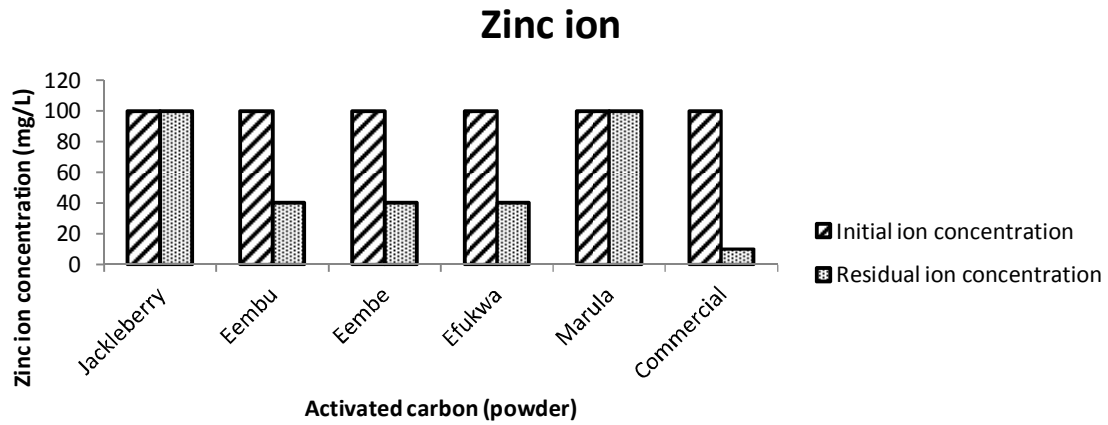


Figure 3. Zinc ion concentration before and after removal with PAC.

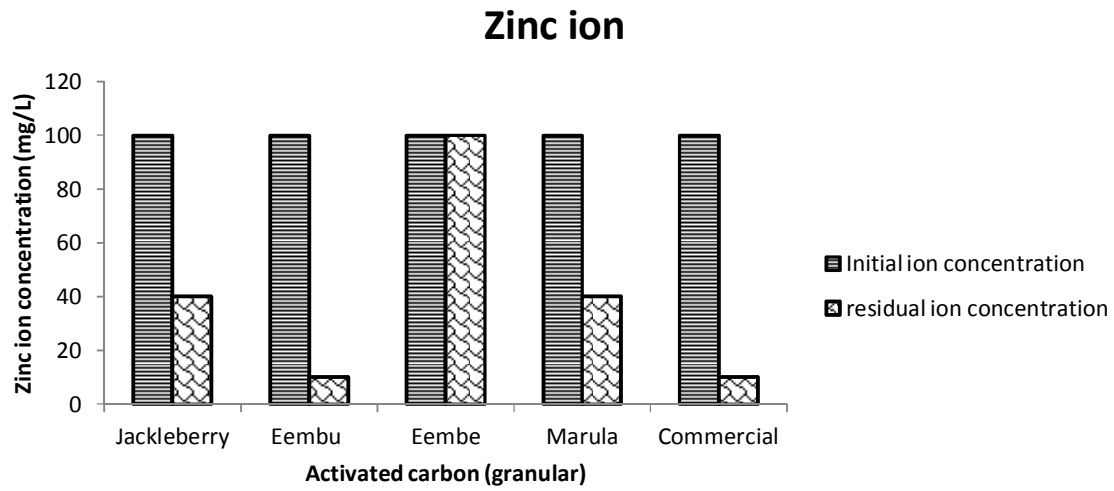


Figure 4. Zinc ion concentration before and after removal with GAC.

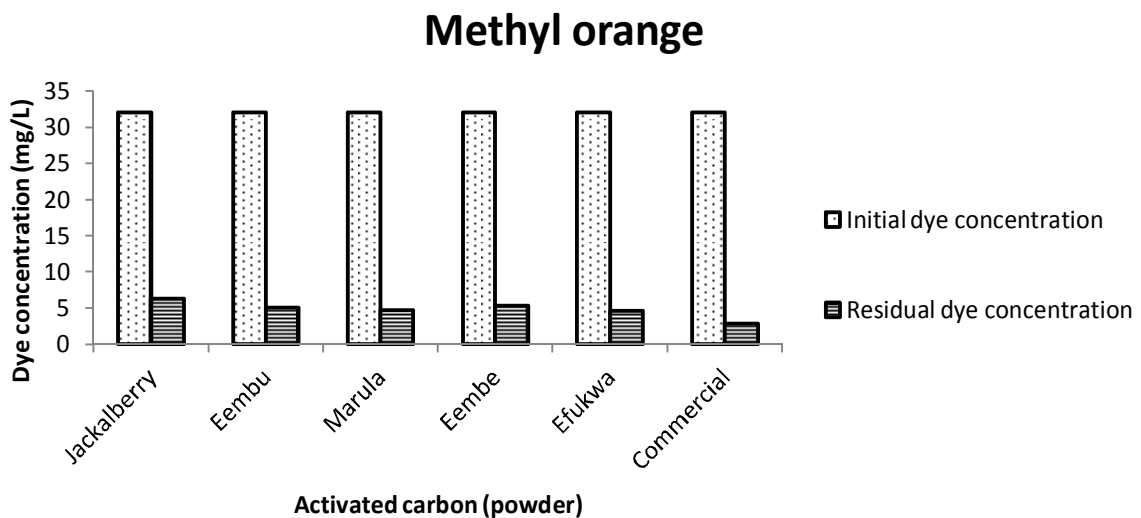


Figure 5. Concentration of Methyl orange before and after removal with PAC.

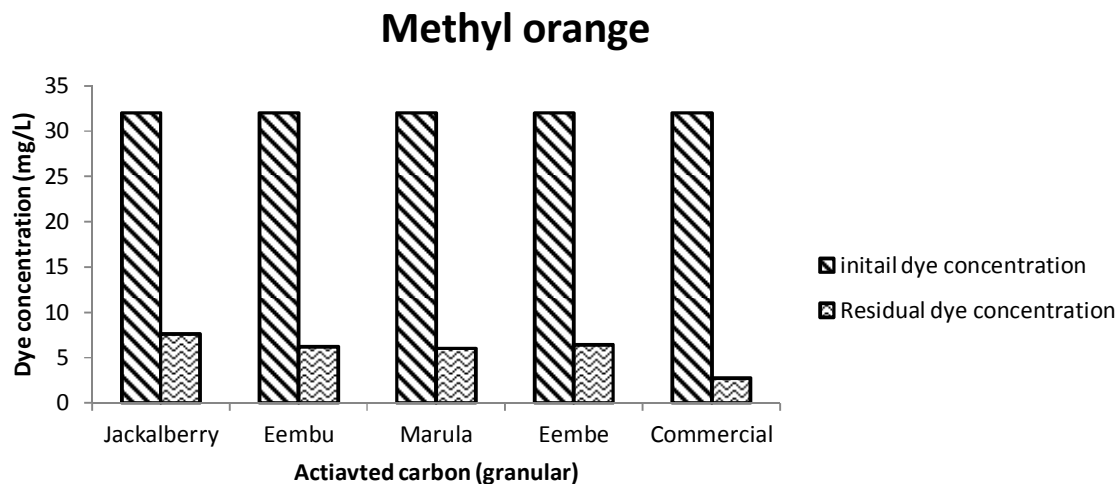


Figure 6. Concentration of methyl orange before and after removal with GAC.

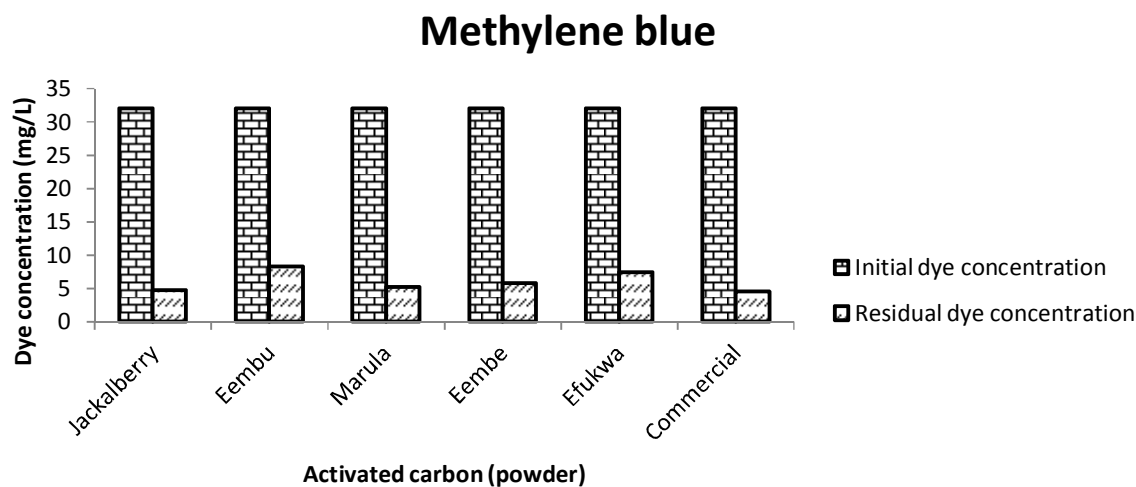


Figure 7. Concentration of Methylene blue before and after removal with PAC.

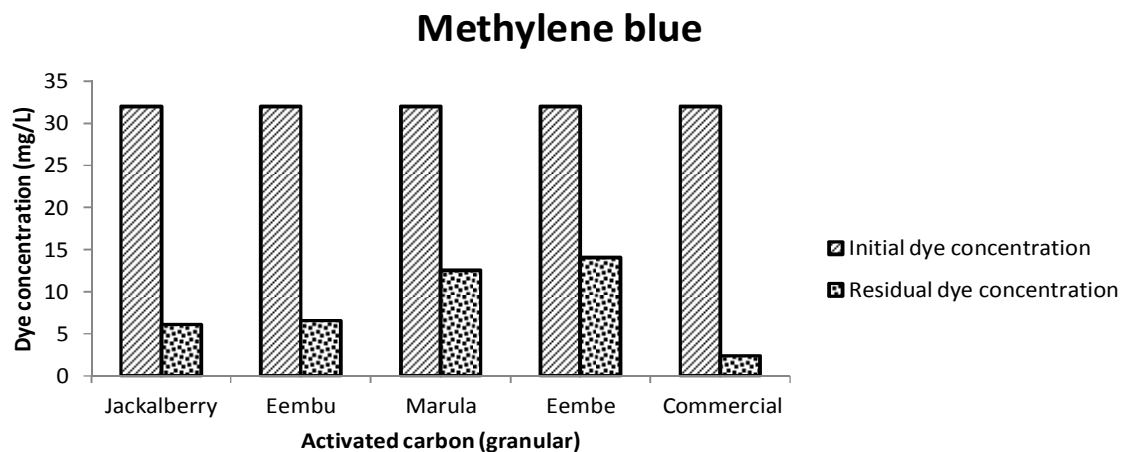


Figure 8. Concentration of Methylene blue before and after removal with GAC.

larger surface area of the PAC.

## Conclusion

This study proved the possibility of producing activated carbons from the studied agriculture by-products (efukwa shells, marula fruit stones, jackalberry seeds, eembe seeds and eembu seeds). The study showed that PAC produced from Eembe, Eembu and Jackalberry and GAC produced from Eembu and Marula can completely remove lead ions from a solution containing 100 mg/L  $Pb^{2+}$ . The PAC produced from Jackalberry is equivalent to the commercial PAC in removing methylene blue dye. The GAC produced from Eembu is better than the commercial GAC in removing Zinc.

If the carbons prepared in this study are produced on a large scale, the cost of water treatment in Namibia will be greatly reduced. The predicted cost of producing phosphoric acid activated carbons from agricultural by-products was estimated at US\$2.89/kg (Ng et al., 2003), which is much cheaper than the imported activated carbon. Therefore, consideration should be given to process scale-up for the local manufacturing of these carbons.

## ACKNOWLEDGEMENT

Authors wish to thank Mrs. Sanette Potgieter for providing some of the seeds.

## REFERENCES

- Al-Asheh S, Banat F, Al-Hamed N (2003). Adsorption of pollutants from aqueous solutions using activated and non-activated oak shells: parametric and fractional factorial design study, part 1, removal of copper. *Adsorption*, 21: 177-188.
- Ahmedna M, Marshall WE, Husseiny AA, Rao RM, Goktepe I (2004). The use of nutshell carbons in drinking water filters for removal of trace metals. *Water Res.*, 38: 1062-1068.
- Cox M, El-Shafey EI, Pichugin AA, Appleton Q (2000). Removal of mercury (II) from aqueous solution on a carbonaceous sorbent prepared from flax shive. *J. Chem. Technol. Biotechnol.*, 75: 427-435.
- Dabrowski A, Podkoscielny P, Hubicki Z, Barczak M (2005). Adsorption of phenolic compounds by activated carbon—a critical review. *Chemosphere*, 58: 1049-1070.
- Dastgheib SA, Rockstraw DA (2001). Pecan shell activated carbon: synthesis, characterization, and application for the removal of copper from aqueous solution. *Carbon*, 39, 1849-1855.
- Fierro V, Fernández VT, Celzard A (2006). Kraft lignin as a precursor for microporous activated carbons prepared by impregnation with ortho-phosphoric acid: synthesis and textural characterization. *Microporous Mesoporous Mater.*, 92: 243-250.
- Gurses A, Dogar C, Karaca S, Ikyildiz AC, Bayrak MR (2006). Production of granular activated carbon from waste Rosa canina sp. seeds and its adsorption characteristics for dye. *J. Hazard. Mater.* 131(1-3): 254-259.
- Haimour NM, Emeish S (2006). Utilization of date stones for production of activated carbon using phosphoric acid. *Waste Manage.*, 26: 651-660.
- Jabit NB (2007). Production and characterization of activated carbon using local agricultural waste through chemical activation process. *Industrial Crops and Products*, 23: 23-28.
- Jagtoyen M, Derbyshire F (1993). Some considerations of the origins of porosity in carbons from chemically activated wood. *Carbon*, 31: 1185-1192.
- Jagtoyen M, Thwaites M, Stencil J, McEnaney B, Derbyshire F (1992). Adsorbent carbon synthesis from coals by phosphoric acid activation. *Carbon*, 30: 1089-1096
- Karim MM, Das AK Lee SH (2006). Treatment of colored effluent of the textile industry in Bangladesh using zinc chloride treated indigenous activated carbons. *J. Power Sources*, 1056-1066.
- Kadirvelu K, Kavipriya M, Karthika C, Vennilamani N, Pattabhi S (2004). Mercury(II) adsorption by activated carbon made from sago waste. *Carbon*, 42: 745-752.
- Kadirvelu K, Kavipriya M, Karthika C, Radhika M, Vennilamani N, Pattabhi S (2003). Utilization of various agricultural wastes for activated carbon preparation and application for the removal of dyes and metal ions from aqueous solutions. *Biores. Technol.*, 87: 129-132.
- Li W, Zhang LB, Peng JH, Li N, Zhu XY (2008). Preparation of high surface area activated carbons from tobacco stems with  $K_2CO_3$  activation using microwave radiation. *Ind. Crops Prod.*, 27: 341-347.
- Lima IM, Marshall WE, Wartelle LH (2004). Hardwood-based granular activated carbons for metals remediation. *J. Am. Water Works Assoc.*, 96: 95-102.
- Lotfy HR (2006). The use of different types of carbon for the removal of dyes from industrial wastewater. *J. Environ. Sci.*, 13: 1-19.
- Misihairabgwi J, Ntuli V, Kasiyamburu A, Zinyowera S, Ncube I, Chipofya V (2007). Application of locally produced activated carbons in watertreatment. [http://www.bscw.ihe.nl/pub/bscw.cgi/d2607370/Misiha irabgwi](http://www.bscw.ihe.nl/pub/bscw.cgi/d2607370/Misiha%20irabgwi).
- Mohanty K, Jha M, Meikap BC, Biswas MN (2005). Removal of chromium(VI) from dilute aqueous solutions by activated carbon developed from *Terminalia arjuna* nuts activated with zinc chloride. *Chem. Eng. Sci.*, 60: 3049-3059.
- Naseem R, Tahir SS (2001). Removal of Pb(II) from aqueous/acidic solutions by using Bentonite as an adsorbent. *Water Res.*, 35: 3982-986.
- Ng, C, Marshall WE, Rao RM, Bansode RR, Lasso JN, Portier RJ (2003). Granular Activated Carbons from Agricultural By-products: Process Description and Estimated Cost of Production. Bulletin Number 881. Louisiana State Univ. AgCenter, Baton Rouge, LA.
- Özçimen D Ersoy-Meriçboyu A (2009). Removal of copper from aqueous solutions by adsorption onto chestnut shell and grapeseed activated carbons. *J. Hazard. Mater.*, 168: 1118-1125.
- Petrov N (1999). Preparation of activated carbons from cherry stones, apricot stones and grape seeds for the removal of metal ions from water, in: Proceedings of the 2nd Olle Indstorm Symposium on renewable Energy-Bioenergy Stockholm, Sweden, pp. 9-11.
- Pérez RU, Marín FC, Jiménez DF, Castilla CM (2006). Granular and monolithic activated carbons from KOH-activation of olive stones. *D.F. Microporous Mesoporous Mater.*, 92: 64-70.
- Shalaby CS, Mine G, Uçak-Astarlioglu, Levent A, Çigdem S (2006). Preparation and characterization of activated carbons by onestep steam pyrolysis/activation from apricot stones. *Microporous Mesoporous Mater.*, 88: 126-134.
- Serrano-Gomez V, Correa-Cuerda ME, Gonzalez-Fernandez CM, Franco-Alexandre FM, Garcia-Macias A (2005). Preparation of activated carbons from chestnut wood by phosphoric acid-chemical activation. Study of microporosity and fractal dimension. *Mater. Lett.*, 59: 846-853.
- Warhurst AM, McConnachie GL, Pollard SJT (1997). Characterisation and applications of activated carbon produced from *Moringa oleifera* seed husks by single step steam pyrolysis. *Water Res.*, 31: 759-766.
- Wartelle LH, Marshall WE (2001). Nutshells as granular activated carbons; physical, chemical and adsorptive properties. Lewis Publishers, Chelsea.
- Wu FC, Tseng RL, Hu CC, Wang CC (2006). The capacitive characteristics of activated carbons comparisons of the activation methods on the pore structure and effects of the pore structure and

- electrolyte on the capacitive performance, *J. Power Sources*, 159: 1532-1542.
- Yang T, Lua AC (2006). Textural and chemical properties of zinc chloride activated carbons prepared from pistachio-nut shells. *Mater. Chem. Phys.*, 100: 438-444.
- Yang T, Lua AC (2003). Characteristics of activated carbons prepared from pistachio-nut shells by physical activation. *J. Colloid Interface Sci.*, 267: 408-417.
- Zhang T, Walawender WP, Fan LT, Fan M, Dugaard D, Brown RC (2004). Preparation of activated carbon from forest and agricultural residues through CO<sub>2</sub> activation. *Chem. Eng. J.*, 105: 53-59.