

Full Length Research Paper

Litterfall, litter standing crops and nutrient dynamics as influenced by selective logging in tropical rainforest of Ebom, Southwest Cameroon

A. Ibrahima^{1*}, J. C. Ntonga² and A. D. Mvondo Ze³

¹Department of Biological Science, Faculty of Sciences, The University of Ngaoundere, P. O. Box 454 Ngaoundere, Cameroon.

²Institute of Geological and Mining Research, P. O. Box 4110, Yaounde, Cameroon.

³Faculty of Agronomy and Agricultural Sciences, University of Dschang, P.O. Box 234, Dschang, Cameroon.

Received 29 January, 2018; Accepted March 16, 2018

Litterfall, litter standing crops, nutrient dynamics and their turnover were studied in Ebom tropical rainforest of Cameroon six years after selective logging practices. Two sample sites, one in the logging part of the forest (disturbed site) and the other in the part of forest not affected by selective logging (undisturbed site) were used for the study. After two years of field experiment, the mean annual of litterfall varied from 1.95 to 10.93 t.ha⁻¹.y⁻¹ in undisturbed site, and from 1.49 to 9.07 t.ha⁻¹.y⁻¹ in logging site respectively for wood litter and the total litterfall. The greatest significant of total litterfall were recorded in long dry season in the two sites. The litter standing crops varied from 0.96 for wood to 2.09 t.ha⁻¹ for leaf litter in the undisturbed site and from 0.49 for rest litter to 1.58 t.ha⁻¹ for leaf litter in the logging site. The turnover (K_L) of litter varied from 0.89 to 3.57 for wood in the logging site and from 0.49 to 2.99 for leaf litter in the undisturbed site. Overall, the nutrient amounts in litter fractions are higher in the undisturbed site than in the logging site, except that of Na. The logging impact, six years after logging, was negligible on the litterfall, but results in much faster release of Mg and Na which were low in the Ebom forest soil. It would take more than six years for the logging effects to cancel out.

Key words: Litterfall, litter standing crops, litter turnover, logging, nutrient dynamics, tropical rainforest, Cameroon.

INTRODUCTION

In South Cameroon, the degradation of tropical forests, mainly due to shifting cultivation and logging (van Gernerden, 2004) is currently one of the major problems for the forest management (Jonkers and Foahom, 2003).

Impacts on the reduction of biodiversity, soil depletion and loss of productivity are undeniable (Jonkers and Foahom, 2003). To remedy this, Tropenbos Cameroon Programme (TCP) developed a strategy for the sustainable

*Corresponding author. E-mail: aibrahima@hotmail.com Tel: +237 699 861 323.

management of these forest ecosystems. According to TCP, one of the alternatives that can lead to the sustainable exploitation of these tropical forests without compromising their existence is to take into account, in forest management, the interests of riparian populations (Jonkers and Foahom, 2003) and the functional aspects of these forests, as litterfall, litter standing crops and nutrient contents.

Litter is a major source of organic matter and nutrients in forest ecosystems (Vitousek and Sanford, 1986; Devi and Singh, 2017). The litterfall contributes to the assessment of net primary production and is also the major pathway for the return of dead organic matter and nutrients from aerial vegetation to forest soil (Vitousek and Sanford, 1986). In the forest ecosystem, litterfall reduce bulk density, increase water holding and the cation exchange capacity of the soil (Seta et al., 2018). In addition, litter on the forest floor plays a significant role in determining the moisture status, runoff pattern and release of nutrients accumulated in the aerial parts of the vegetation (Parsons et al., 2014). The litterfall influences also its decomposition, growth of vegetation and soil fertility through the feedback mechanisms (Brouwer, 1996). Under a fertile soil forest, leaf renewal, litterfall and its decomposition are rapid because of a low energy investment for the synthesis of secondary metabolites. On the other hand, regarding infertile soil, leaf turnover, litterfall and its decomposition are low due to a high investment in metabolites (Berendse, 1994).

However, the litterfall production pattern is directly affected by climate, seasonality, tree species composition, stand structure, soil fertility, elevation and latitude (Vitousek and Sanford, 1986; Parsons et al., 2014; Becker et al., 2015; Das and Mondal, 2016; Devi and Singh, 2017; Seta et al., 2018). Qiu et al. (1998) observed that abiotic factors such as rainfall, temperature and light play an important role in litterfall, flushing among dominant canopy species in the forest. Other workers reported that seasonal patterns of litterfall show unimodal, bimodal or irregular modes, and the litter peaks might occur in several months of the year (Sundarapandian and Swamy, 1999; Zhang et al., 2014). Consequently, this phenomenon may affect the dynamics of ecosystem carbon and nutrient cycling (Das and Ramakrishnan, 1985).

Other variables that affect litterfall pattern and litter nutrients dynamics in the tropical rainforests are disturbances (van Dam, 2001). Natural or artificial gaps resulting from logging are considered as a disturbance, which alter the environmental conditions, such as temperature, availability of light, nutrients and moisture to plants (Denslow et al., 1998; Burivalova et al., 2016). These changes affect the flora and fauna composition, influence carbon emissions (Harris et al., 2012), the plant litter decomposition process (Brouwer, 1996; Van Dam, 2001; Ibrahima et al., 2016) and litterfall dynamics (Chandrashekera and Ramakrishnan, 1994; van Dam, 2001).

Despite many studies were conducted in tropical rainforests of Cameroon, little information exists on litterfall and nutrient dynamic (Songwe et al., 1988; Chuyong et al., 2000; Ibrahima et al., 2002), but no study has been carried out to understand the effects of logging activities on litterfall. The purpose of this study was to determine the impact of selective logging on litterfall components (total and fractions), nutrient dynamics and their turnover in the Ebom tropical rainforest of southwestern Cameroon.

MATERIALS AND METHODS

Study sites

The experiment was conducted in Ebom Forest, within the Tropenbos Cameroon Programme (TCP) research area, which is located in the western portion of the Atlantic Bioregion Forest of South Cameroon, lying within the Congo-Guinea refuge. The experimental sites are located at 3°05'N and 10°41'E, with elevation of ~440 m. The bedrock is composed of Precambrian metamorphic as well as old volcanic rocks (Franqueville, 1973). The soil is very clayey (35-70%) and strongly acidic (van Gernerden and Hazeu, 1999). The climate is humid tropical with four seasons: a long dry season (from mid-November to mid-March) and a short one (mid-May to mid-August), as well as a short rainy season (mid-March to mid-May) and a long rainy season (mid-August to mid-November). Mean annual rainfall is about 2100 mm and mean annual temperature is 22.9°C (van Gernerden and Hazeu, 1999). Relevant characteristics of these sites like location, rainfall data and soil physico-chemical characteristics are presented in our previous studies (Ibrahima et al., 2002, 2016). Vegetation consists of evergreen forest rich in Caesalpiniaceae (Letouzey, 1985), characterised by tall trees that reach heights of about 60 m, with four strata and one closed canopy (Bibani and Jonkers, 2001). Tree density was about 521 trees per hectare, basal area of about 29.84 m² ha⁻¹ and diameter classes ranged from 9.39 to 150 cm, with a mean of 21.34 cm (Ibrahima et al., 2002). At some places in the forest Bantou people practice shifting agriculture with short fallows (Nounamou and Yemefack, 2001), while Banyeli Pygmees live from gathering and hunting. Many non-timber forest products like bushmeat, honey, mushrooms, fruits, leaves, seeds and roots are harvested (van Dijk, 1999).

Two one-ha-plots (100 m × 100 m) in the experimental area in the catchments of Bibo'o Minwo near Ebom were selected: one in an undisturbed and the other in a disturbed part of the forests. The undisturbed forest, at 15 km away in the north of Ebom, is characterized by the absence of recent natural or human disturbance. The vegetation consists of evergreen forest rich in Caesalpiniaceae (Letouzey, 1985), as presented before. The other plot was selected in the logging site with small gaps. The forest has been logged in recent years with the exception of the mountainous parts, by national and international companies, principally the Dutch Company, WIJMA - Douala SARL (GWZ) (van Gernerden and Hazeu, 1999). The selective logging rate was low; averaging 10 m³ ha⁻¹, say 0.7 tree ha⁻¹ the last exploitation (van Gernerden and Hazeu, 1999). Only trees with diameter at breast height (DBH) ≥ 80 cm and straight boles of at least 6 m were felled. Damages caused by this felling and extraction of the logs from the stand affected less than 8% of the forest area (Fines et al., 2001; Jonkers and van Leersum, 2000). The vegetation of this site is dominated by heliophilous (pioneer) species, particularly *Musanga cecropioides* R. Brown ex. Tedlie). Tree density, the basal area and the mean DBH are respectively 417 trees per hectare, 28.48 m².ha⁻¹

and 22.91 cm; the diameter classes ranged from 9.20 to 141.72 cm (Ibrahima et al., 2002). The disturbance occurred six years before starting the experiment with a low intensity of logging. The two sites have the same type of soils (Ultisols / Oxisols) (van Gernerden and Hazeu, 1999).

Litter collection

Small litterfall (including leaf, twigs and small branches (<2.5 cm), flowers, fruits, etc.) in each site was collected in twenty 1 m x 1 m litter traps, 1 m high above the ground. The litter traps were made of wooden frame material with a mesh size of 0.5 mm and randomly distributed in 1-ha-plot. The mesh size was sufficient to allow free drainage while retaining the finer litter fragments. Litter was collected fortnightly, excepted in the large rainy season where litter was collected at weekly. Because of technical difficulties (access to plots, disturbance of litter traps by animals, etc.), experiment was only carried out two years in undisturbed site, from August 1999 to July 2001, and one and half year (from February 2000 to July 2001) in logging site. The litter samples were taken to the laboratory in polythene bags and oven-dried at 60°C to constant mass. The samples of each month were bulked and categorized into leaf (L), wood (including twigs, small-wood fraction, small branches (<2.5 cm in diameter) and bark fragments (W)), and all remaining material so called rest (R) including reproductive parts, flowers, fruits, pods, mousses, lichens, and all other unknown material. Dry mass of each component was determined by drying to a constant mass at 60°C and the mean monthly value for each site was worked out on a unit area basis ($t \cdot ha^{-1}$).

Coarse litterfall, comprising large wood or branches with bark, was estimated for about one year, from June 2000 to July 2001. The samples were collected every six months in five subplots of 20 m x 20 m, located near 1-ha plot of each site. The subplots were cleaned initially. The samples were transported to laboratory in polythene bags and processed, in accordance with the procedures given above for the small litterfall.

Litter standing crops of forest floor (or litter layer on the soil surface) was estimated in undisturbed and logging sites for one year. Five litter samples were collected every three months from each site, using a 0.25 m² (0.5 m x 0.5 m) quadrat frame placed randomly near 1-ha-plot, transported to laboratory in polythene bags and processed, in accordance with the procedures given above for the small litterfall.

Chemical analysis

One monthly small litterfall fraction (leaf, wood, rest), and five coarse litterfall samples and five litter standing crops samples resulting from the sample bulking were taken to chemical analysis. Powder samples obtained after grinding all samples through a *Micro Hammer Mill Culatti* grinder equipped with a 1 mm link filter were analyzed. The samples were first mineralized by passing the powder through a furnace at 550°C for 40 mn. The ashes were recollected with a diluted HNO₃ solution for nutrient analyzing: Calcium and Magnesium were determined through EDTA titrimetric method (Association Française de Normalisation (AFNOR), 1982), while Potassium, Sodium and Phosphorous were determined according to standard methods (Rodier, 1978). The nitrogen analysis was done by the Kjeldhal method and its titration by sulphuric acid at 0.01 N (Devani et al., 1989).

Statistical analysis

Before performing any statistical analysis, all variables were tested

for normality. The comparison of litter mass and their nutrients among litter fractions, and among seasons was carried out by using ANOVA, followed by *Scheffe's* test at 5% if ANOVA was significant. A *Student* provided a test of significance of litter mass and their nutrients between undisturbed and logging sites. Turnover rates (K_L) of the forest floor litter or its nutrients were calculated by calculating the ratio between litterfall or its nutrients and litter standing crops or its nutrients for similar fractions. These tests were conducted through SX software (*statistic, version 4.0, Analytical software, 1992*).

RESULTS

Litter

Litterfall and their changes in time

Average mean annual litterfall (1999-2001), its interannual variation and the contribution rate of the different fractions of litterfall in undisturbed and logging sites were presented in Table 1. Contribution of leaf fraction was higher than that of other litter fractions, more than 55% to the total litterfall in both sites, while contribution of coarse litterfall was lower than that of the total litterfall in both sites; it was of 11% in undisturbed site and 17% in logging one. Greater mean annual of the total litterfall was recorded in undisturbed site ($12.29 t \cdot ha^{-1} \cdot year^{-1}$) compared to logging site ($10.90 t \cdot ha^{-1} \cdot year^{-1}$). The mean annual of litterfall and its fraction were higher in the undisturbed site (6.24, 1.95, 2.79 and $10.93 t \cdot ha^{-1} \cdot year^{-1}$) than in the logging site (5.64, 1.49, 1.94 and $9.07 t \cdot ha^{-1} \cdot year^{-1}$) respectively for leaf, woods, rest fraction and the total small litterfall, while coarse litterfall was higher in the logging site ($1.83 t \cdot ha^{-1} \cdot year^{-1}$) compared to the undisturbed site ($1.36 t \cdot ha^{-1} \cdot year^{-1}$). The two sites differed significantly from one another only by their rest fraction, the total small litterfall and the annual mean of total litterfall (small + coarse).

Small litterfall varied according to seasons (Table 2). Mean seasonal of total small litterfall and leaf fraction were significantly different according to seasons in both sites, while wood fraction was significant different according to seasons only in the logging site. The greatest significant total small litterfall and leaf fraction were recorded in the long dry season (December, January and February) and the lowest were obtained in the small dry season (June, July and August) in the two sites. According to the season, the two sites were significantly different only during the small dry season and the long rainy season for the total small litterfall, during the small dry season for the leaf and woods fractions, and at last during the long rainy season for the rest fraction.

Dynamics of small litterfall and its fractions showed monthly variation during the two years of litterfall collection in the undisturbed site and the one year and half in the logging site (Figure 1). Peak of small litterfall was recorded in the end of February and that of April,

Table 1. Annual and mean annual litterfall ($t \cdot ha^{-1} \cdot y^{-1}$) in undisturbed and logging sites of tropical rainforest of Ebom, southwest Cameroon.

Litter fractions	Undisturbed site		Logging site		t Student
	Litter mass	%	Litter mass	%	
February 2000 – January 2001					
Leaf	6.09 (1.29)	55	5.92 (1.08)	63	1.24 ^{ns}
Wood	1.91 (1.38)	17	1.50 (0.90)	16	1.97 ^{ns}
Rest	3.04 (1.79)	28	1.99 (1.03)	21	2.47*
Total small litterfall	11.04 (3.08)	100	9.41 (2.23)	100	2.72**
August 2000 - July 2001					
Leaf	5.68 (1.02)	54	5.63 (1.08)	62	0.11 ^{ns}
Wood	1.95 (0.86)	18	1.51 (0.65)	17	1.93 ^{ns}
Rest	2.95 (1.91)	28	1.93 (1.06)	21	2.03*
Total small litterfall	10.58 (0.65)	100	9.07 (0.40)	100	2.03*
Leaf	6.24 (1.06)	57	5.64 (1.00)	62	1.26 ^{ns}
Wood	1.95 (1.02)	18	1.49 (0.73)	16	1.61 ^{ns}
Rest	2.79 (1.55)	26	1.94 (1.02)	21	1.68 ^{ns}
Total small litterfall	10.93 (2.64)	100	9.07 (1.90)	100	2.05*
Coarse litterfall	1.36 (0.44)	11	1.83 (0.96)	17	0.88 ^{ns}
Total litterfall	12.29 (2.18)	100	10.90 (1.95)	100	2.31*

Standard error in brackets. ns: no significant; * P < 0.05; ** P < 0.01.

Table 2. Mean seasonal small litterfall ($t \cdot ha^{-1} \cdot season^{-1}$) in undisturbed and logging sites of tropical rainforest of Ebom, southwest Cameroon.

Season	Undisturbed site				Logging site				t Student between sites			
	Leaf	Wood	Rest	Total	Leaf	Wood	Rest	Total	Leaf	Wood	Rest	Total
LDS	2.09 ^a	0.49	0.81	3.39 ^a	2.22 ^a	0.38 ^b	0.59	3.19 ^a	1.20 ^{ns}	0.50 ^{ns}	0.60 ^{ns}	0.60 ^{ns}
SRS	1.61 ^b	0.71	0.82	3.14 ^a	1.56 ^b	0.53 ^a	0.59	2.68 ^a	0.10 ^{ns}	1.10 ^{ns}	1.70 ^{ns}	1.30 ^{ns}
SDS	1.12 ^c	0.20	0.45	1.76 ^b	0.73 ^d	0.10 ^c	0.33	1.16 ^c	2.80**	2.10*	0.60 ^{ns}	2.80**
LRS	1.46 ^{bc}	0.51	0.76	2.73 ^{ab}	1.28 ^c	0.45 ^{ab}	0.53	2.26 ^b	1.10 ^{ns}	1.10 ^{ns}	2.30*	2.30*
F Fischer's	12.80***	1.00 ^{ns}	2.00 ^{ns}	2.90*	30.70***	6.70***	1.00 ^{ns}	17.90***				

LDS: Long dry season; SRS: short rainy season; SDS: short dry season; LRS: Long rainy season; ns: not significant; * P < 0.05; ** P < 0.01; *** P < 0.001. Different letters indicate that values are different among seasons.

particularly for the total small litterfall and leaf litterfall. The pattern of dynamics was similar in the two sites (Figure 2), excepted in July and August 2000 (short dry season) where the total small litterfall and leaf litterfall were lower in the logging site than in the undisturbed site.

Litter standing crops and turnover

Amount of small litter on the forest floor were presented in Table 3. The dry mass of small litter on the forest floor varied from $0.96 t \cdot ha^{-1}$ for wood litter to $2.09 t \cdot ha^{-1}$ for leaf litter in the undisturbed site and from $0.49 t \cdot ha^{-1}$ for rest litter to $1.58 t \cdot ha^{-1}$ for leaf litter in the logging site. The

highest contribution to the total litter standing crops was recorded for leaf litter fraction in the two sites (more than 45%), while the lowest was found for wood litter fraction in undisturbed site (23%) and for the rest litter fraction in logging site (14%). The dry mass of litter standing crops was higher in the undisturbed site than in the logging one, excepted for the wood litter fraction (Table 3). But the differences between the two sites were only significant ($P < 0.05$) for leaf litter fraction.

Values for turnover (K_L) of total litter and their fractions were presented in Table 4. The values for K_L of leaf litter fraction and total small litter was high, more than 2.5 in the two sites, while these values were lesser than 0 for wood and rest litter fraction in the same sites. The

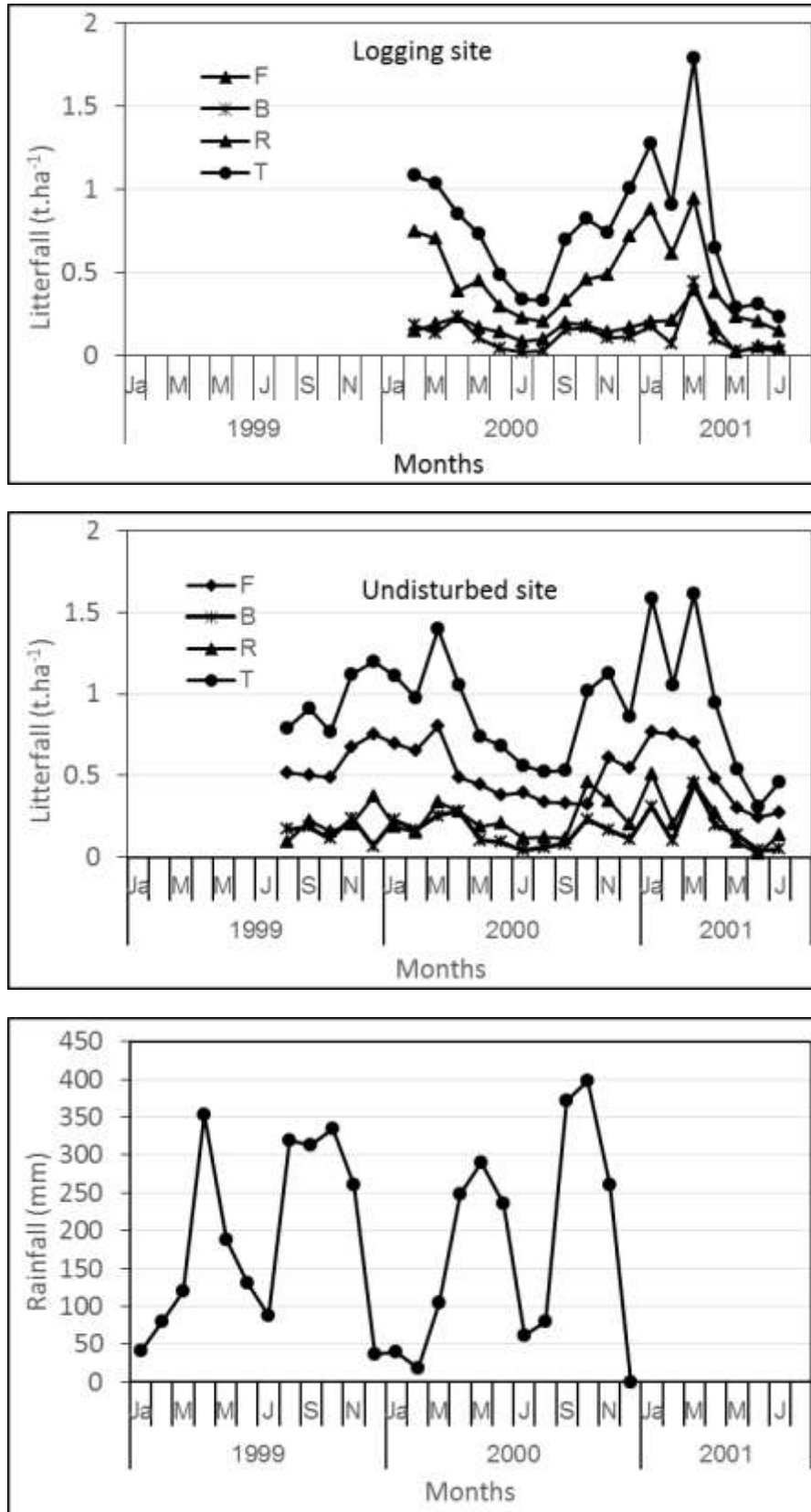


Figure 1. Dynamics of small Litterfall ($t.ha^{-1}$) and its fractions (F, B and R) in undisturbed and logging sites of Ebom tropical rain forest, southern Cameroon, and monthly rainfall during the experiment period. Leaf litter (F), wood litter (B) and rest litter (R).

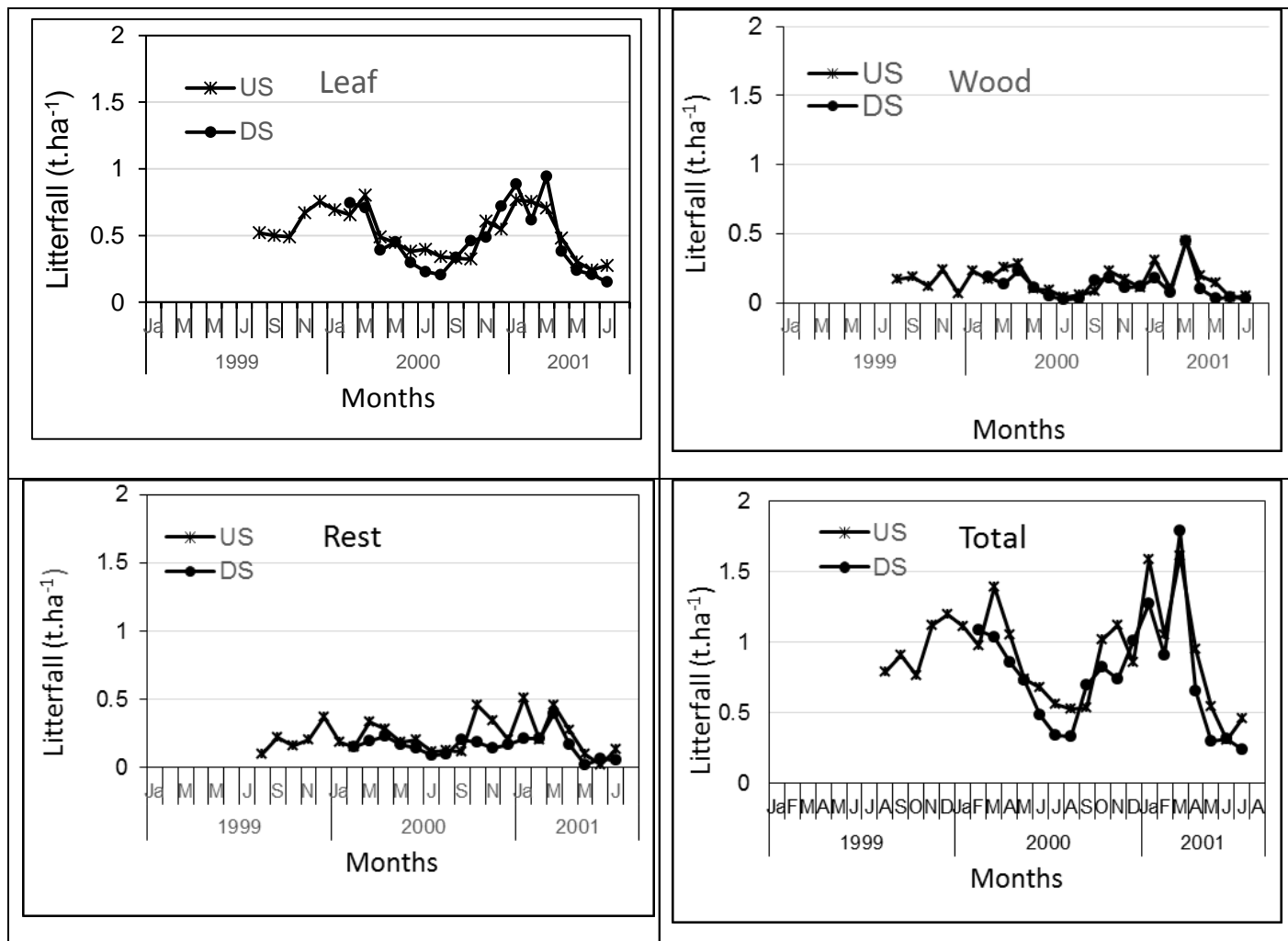


Figure 2. Comparison of dynamics of small litterfall (t.ha⁻¹) fractions (leaf,wood, rest and total litterfall) between undisturbed (US) and logging sites (DS) of Ebom tropical rain forest, southern Cameroon.

Table 3. Mean litter standing crops (t.ha⁻¹) or litter on floor in undisturbed and logging sites of tropical rainforest of Ebom, southwest Cameroon.

Fractions	Undisturbed site		Logging site		t Student
	Dry mass (t/ha)	%	Dry mass (t/ha)	%	
Leaves	2.09 (0.35)	50	1.58 (0.50)	47	2.60*
Wood	0.96 (0.87)	23	1.32 (0.95)	39	0.88 ^{ns}
Rest	1.11 (1.01)	27	0.49 (0.23)	14	1.87 ^{ns}
Total	4.16 (1.28)	100	3.39 (1.24)	100	1.32 ^{ns}

turnover of litter standing crops was higher in the logging site (0.89, 2.68 and 3.57 respectively for wood, total litter and leaf litter) than in the undisturbed site (0.49, 2.63 and 2.99 respectively for the same fractions), except for the rest litter fraction which was higher in the undisturbed site (0.39) than in the logging site (0.25).

Nutrients

Litter nutrient contents

Nutrient contents in litter varied according to litter fractions in undisturbed and logging sites (Table 5).

Table 4. Litter ($\text{kg}\cdot\text{ha}^{-1}$) and nutrient ($\text{g}\cdot\text{kg}^{-1}$) turnover ($K_L = L/S$ where L and S respectively litterfall and litter standing crops) in Undisturbed and logging sites of tropical rainforest of Ebom, southwestern Cameroon.

Nutrients	Undisturbed site			Logging site		
	Litter standing crops (kg/ha)	Litterfall (kg/ha)	K_L	Litter standing crops (kg/ha)	Litterfall (kg/ha)	K_L
Small litterfall						
Leaves	2090	6240	2.99	1580	5640	3.57
Wood	960	1950	0.49	1320	1490	0.89
Rest	1110	2790	0.39	490	1940	0.25
Total	4160	10930	2.63	3390	9070	2.68
Nutrients						
<i>In leaf litter</i>						
N	43.93	113.12	2.58	37.95	96.90	2.55
Ca	1.71	42.14	24.64	1.91	20.03	10.49
Mg	1.13	4.82	4.27	0.93	4.22	4.54
K	1.39	26.82	19.29	2.48	12.37	4.99
Na	0.05	0.83	16.60	0.05	0.67	13.40
P	3.10	7.07	2.28	3.40	5.14	1.51
<i>In total litter</i>						
N	83.84	183.87	2.19	72.29	150.91	2.09
Ca	2.44	73.41	30.09	3.02	30.45	10.08
Mg	2.38	6.78	2.85	1.69	5.65	3.34
K	3.49	41.42	11.87	4.31	21.96	5.10
Na	0.50	0.61	1.22	0.10	1.08	10.80
P	6.57	12.19	1.86	6.15	8.77	1.43

$K_L = L/S$ where L and S respectively nutrient in litterfall and in litter standing crops.

Nutrient contents differed significantly between litterfall fractions, excepted K and Na in the undisturbed site, and Ca and P in logging site. In the two sites, N content was significantly lower in the wood litter fraction than in the other litterfall fractions, and that of Mg was higher in leaf litterfall than in the other litterfall fractions. Ca content was significantly the highest in wood litterfall and the lowest in coarse litterfall in the undisturbed site, that of K was significantly higher in the rest litterfall fraction than in the other litterfall fraction in the logging site. At the end, P content was significantly the highest in coarse litterfall and rest fraction, and the lowest in wood fraction in the undisturbed site.

Undisturbed and logging sites differed significantly between them according to some nutrient contents (Table 5). Mg, Na and P contents in the three fractions of small litterfall were not significantly differed between the two sites, while that of Ca in the three small litterfall fractions was significantly higher in the undisturbed site than logging site. N content differed significantly between the sites only in the wood litter fraction, that of K in leaf litterfall and that of Na in coarse litterfall.

Nutrient contents in the litter standing crops were presented in Table 5. In the two sites, N content was the highest and that of Na was the lowest in all litter fractions, except in the rest fraction where Ca content was the lowest in the undisturbed site. All the nutrient contents were generally the highest in leaf litter and the lowest in

wood fraction, except N and Ca contents were present in low content in the rest fraction in the logging site. Conversely, in the undisturbed site these patterns were not clear and varied according to a given nutrient.

As for the dynamics of the nutrient content, it was variable over time and according to the nutrient considered (Figure 3). On the whole, nutrient behavior varies very slightly between the logging and undisturbed sites, except that of Na, whose concentration remains constant in 2000 and 2001 in the undisturbed site and decreases at the end of 2000 and 2001 in the logging site. Similarly, P content decreased at the end of 2000 and 2001. On the other hand, those of Ca and K increase from October 2000 onwards. Those of N and Mg remain almost constant over the two years of experience.

Litter nutrient amounts

The quantities of nutrients were significantly different among litter fractions at both sites (Table 6). In general, these quantities are highest in leaf litter and lowest in twigs or large litter in both sites. The nutrient amounts differed between the logging and undisturbed sites according to the nutrient considered (Table 6). Overall, the nutrient amounts in litter fractions are higher in the undisturbed site than in the logging site, except that of Na which was higher in the logging site than in the

Table 5. Nutrient contents (g.kg⁻¹) in litter in undisturbed and logging sites of tropical rainforest of Ebom, Southwest Cameroon.

Nutrients	Undisturbed site					Logging site					Student's t between sites			
	Leaves	Wood	Rest	Coarse litter	F-values	Leaves	Wood	Rest	Coarse litter	F-values	Leaves	wood	Rest	CL
Litterfall														
N	18.02 (3.73)a	11.92 (2.60)b	17.16 (4.10)a	23.10 (0.85)a	19.14***	17.90 (4.25)a	12.46 (1.84)b	18.14 (3.37)a	19.13 (5.63)a	16.98***	0.09ns	0.73*	0.81ns	1.26ns
Ca	7.30 (3.85)ab	9.20 (4.84)a	4.76 (3.21)bc	1.23 (0.65)c	6.74**	3.60 (2.40)	3.68 (2.50)	2.29 (1.94)	2.12 (1.25)	2.09ns	3.55**	4.37***	2.86***	1.13ns
Mg	0.75 (0.26)a	0.44 (0.21)b	0.44 (0.16)b	0.45 (0.24)b	16.00***	0.78 (0.59)a	0.46 (0.21)b	0.44 (0.15)b	0.38 (0.15)b	4.72*	0.18ns	0.32ns	0.08ns	0.59ns
K	4.38 (2.87)	2.92 (2.22)	3.45 (2.62)	2.05 (1.40)	1.78ns	2.14 (1.40)ab	1.88 (1.41)b	3.82 (2.93)a	2.87 (2.60)ab	4.81*	3.01**	1.73ns	0.42ns	0.38ns
Na	0.06 (0.07)	0.05 (0.06)	0.06 (0.07)	0.07 (0.01)	0.11ns	0.17 (0.20)a	0.11 (0.16)a	0.14 (0.19)a	0.03 (0.01)b	4.42*	1.70ns	1.55ns	1.85ns	5.20**
P	1.06 (0.47)ab	0.76 (0.36)b	1.36 (0.54)a	1.76 (0.52)a	9.13***	0.96 (0.47)	0.86 (0.52)	1.25 (0.54)	1.34 (0.56)	2.85ns	0.64ns	0.70ns	0.64ns	1.11ns
Litter standing crops														
N	21.07	22.05	16.80	-	-	24.01	20.83	14.07	-	-	-	-	-	-
Ca	0.82	0.41	0.30	-	-	1.21	0.63	0.56	-	-	-	-	-	-
Mg	0.54	0.45	0.74	-	-	0.59	0.41	0.46	-	-	-	-	-	-
K	0.66	1.11	0.94	-	-	1.57	0.86	1.43	-	-	-	-	-	-
Na	0.02	0.03	0.39	-	-	0.03	0.03	0.03	-	-	-	-	-	-
P	1.49	1.63	1.72	-	-	2.15	1.41	1.84	-	-	-	-	-	-

Coarse litterfall (CL); ns: not significant; * P < 0.05; ** P < 0.01; *** P < 0.001. Different letters indicate that values are different among fractions.

undisturbed site. The amounts of N, Mg and Na were not significantly different between the logging and undisturbed sites, except that of Na in the coarse litter. On the other hand, that of Ca of all litter fractions was significantly higher in the undisturbed site than in the logging site, except that of the coarse litter. The amount of K in the Rest and coarse litter fractions is not significantly different ($P > 0.05$) between the both sites, while it is for the other fractions (leaves, twigs and total). The amount of P was significantly different ($P < 0.05$) between the two sites only in the rest fraction.

The nutrient amounts of the different litter fractions on the forest floor in the logging and undisturbed sites are presented in Table 6. They

are significantly different among the litter fractions in the two sites, except those of K and P in the undisturbed site, which are not different significantly ($P > 0.05$). The nutrient amounts of the leaf litter were significantly higher than those of the other fractions (twigs and rest) in both sites, except for Na in the rest fraction which was greater than those of leaf and twig fractions in the undisturbed site. Between logging and undisturbed sites in the Ebom Forest, there were no significant differences in the nutrient amounts in the twigs (Table 6). Similarly, the N, Ca and P amounts of all litter fractions were not significantly different between logging and undisturbed sites. On the other hand, the Mg and Na amounts in the rest fraction and the total amounts of these nutrients in

the undisturbed site are significantly higher than those of the logging site, whereas the K amount in the leaf litter of the logging site was significantly higher than that of undisturbed site.

The turnover (K_L) of nutrients was presented in Table 4. In both sites, the turnover of leaf litter nutrients were generally faster than those of the total litter nutrients, except those of Ca in the undisturbed site (24.64 and 30.09 respectively for the leaf litter and total litter) and that of K in the logging site (4.99 and 5.10 respectively for the leaf litter and total litter). For the two nutrients, their turnovers in the total small litter were faster than those in the leaf litter. In the logging site, the turnover of Na and Ca were the fastest and those of N and P the weakest ($Na > Ca > K > Mg > N >$

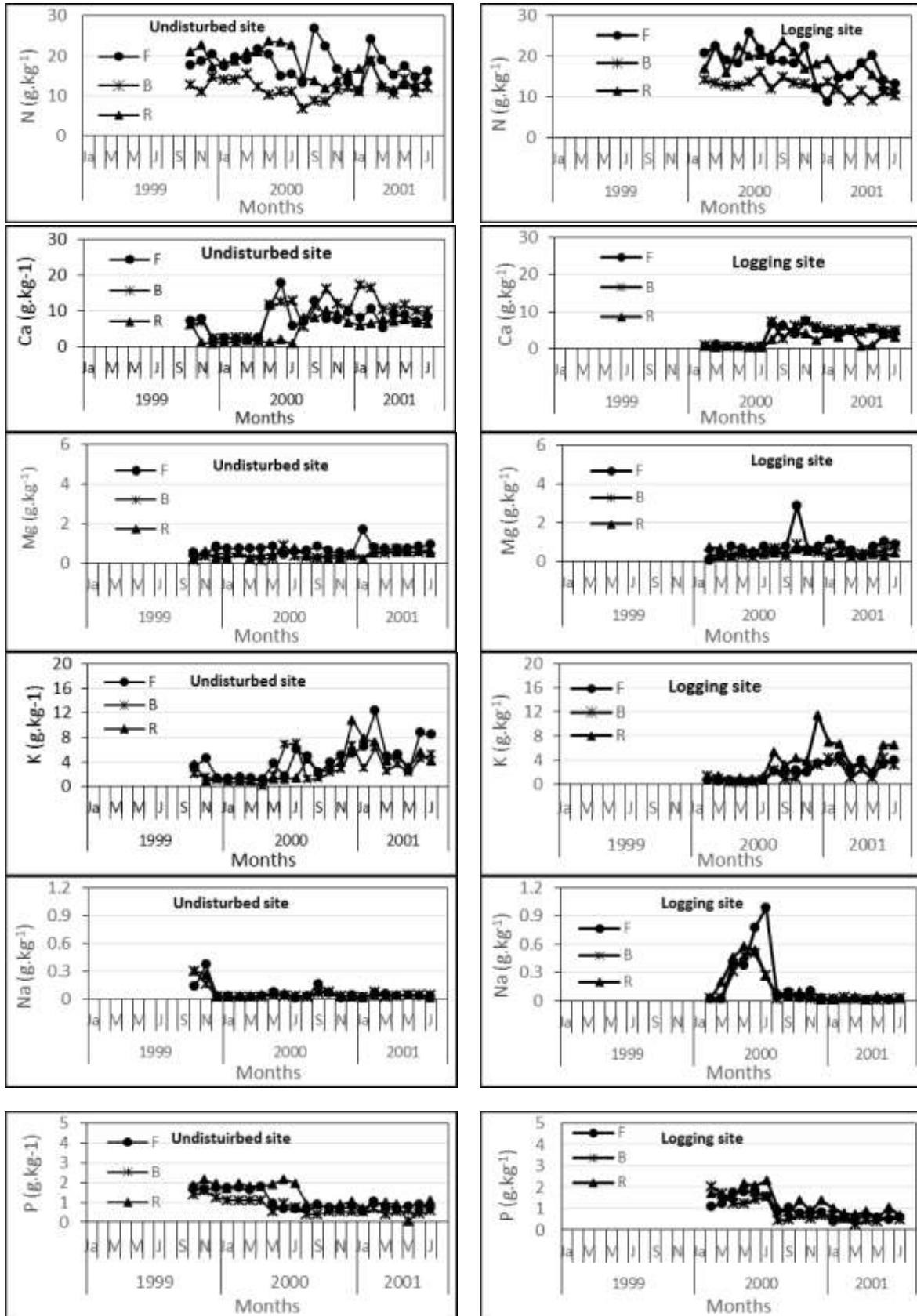


Figure 3. Dynamics of nutrient contents (g.kg^{-1}) of small litterfall fractions (F, W and R) in undisturbed and logging sites of Ebom tropical rain forest, southern Cameroon. Leaf litter (F), wood litter (B) and rest litter (R).

Table 6. Nutrient amounts in litter in undisturbed and logging sites of tropical rainforests of Ebom, Southwestern Cameroon.

Nutrients	Undisturbed site						Logging site						Student's t between sites				
	Leaves	Wood	Rest	CL	Total	F-values	Leaves	Wood	Rest	CL	Total	F-values	Leaves	Wood	Rest	CL	Total
Litterfall (kg.ha⁻¹.y⁻¹)																	
N	113.12 ^a (3.96)	23.28 ^b (1.38)	47.47 ^b (2.04)	32.15 ^b (9.80)	216.02 (40.66)	45.90 ^{***}	96.90 ^a (3.97)	18.21 ^b (1.09)	35.80 ^b (1.51)	36.91 ^b (16.31)	187.82 (34.38)	33.30 ^{***}	1.07 ^{ns}	1.10 ^{ns}	1.68 ^{ns}	0.49 ^{ns}	1.41 ^{ns}
Ca	42.14 ^a (1.92)	17.29 ^b (1.38)	13.98 ^b (1.25)	1.61 ^c (0.52)	75.02 (16.99)	15.01 ^{**}	20.03 ^a (1.47)	5.41 ^b (0.55)	5.02 ^b (0.53)	3.88 ^b (2.51)	34.34 (7.66)	10.01 ^{***}	3.34 ^{**}	2.81 ^{**}	2.36 [*]	1.81 ^{ns}	3.55 ^{**}
Mg	4.82 ^a (0.25)	0.80 ^b (0.06)	1.15 ^b (0.06)	0.53 ^c (0.15)	7.30 (2.01)	33.52 ^{***}	4.22 ^a (0.33)	0.59 ^b (0.04)	0.84 ^b (0.04)	0.69 ^b (0.29)	6.34 (1.76)	13.48 ^{***}	0.54 ^{ns}	1.24 ^{ns}	1.67 ^{ns}	0.95 ^{ns}	0.89 ^{ns}
K	26.82 ^a (1.95)	4.57 ^b (0.50)	10.03 ^b (0.93)	3.29 ^b (1.86)	44.71 (10.83)	19.96 ^{***}	12.37 ^a (0.98)	2.41 ^b (0.19)	7.19 ^{ab} (0.55)	5.73 ^{ab} (5.80)	27.70 (4.14)	7.15 ^{**}	2.38 [*]	2.21 [*]	0.95 ^{ns}	0.62 ^{ns}	2.15 [*]
Na	0.38 ^a (0.05)	0.09 ^b (0.01)	0.14 ^{ab} (0.01)	0.10 ^b (0.03)	0.71 (0.14)	3.77 [*]	0.67 ^a (0.08)	0.13 ^b (0.02)	0.28 ^{ab} (0.03)	0.05 ^c (0.03)	1.13 (0.27)	3.53 [*]	1.15 ^{ns}	0.79 ^{ns}	1.42 ^{ns}	2.24 [*]	1.25 ^{ns}
P	7.07 ^a (0.40)	1.51 ^b (0.10)	3.61 ^b (0.18)	2.21 ^b (1.05)	14.40 (2.47)	18.08 ^{***}	5.14 ^a (0.25)	1.23 ^b (0.10)	2.41 ^b (0.1 1)	2.39 ^b (1.70)	11.17 (1.66)	18.33 ^{***}	1.50 ^{ns}	0.73 ^{ns}	2.10 [*]	0.18 ^{ns}	1.67 ^{ns}
Litter standing crops (kg.ha⁻¹)																	
N	43.93 ^a (7.40)	21.19 ^b (19.27)	18.72 ^b (17.03)	-	83.84 (0.39)	8.09 ^{**}	37.95 ^a (12.05)	27.47 ^a (19.78)	6.87 ^b (4.19)	-	72.29 (25.56)	13.54 ^{***}	1.34 ^{ns}	0.72 ^{ns}	2.14 ^{ns}	-	1.03 ^{ns}
Ca	1.71 ^a (0.29)	0.39 ^b (0.36)	0.34 ^b (0.31)	-	2.45 (0.44)	59.48 ^{***}	1.91 ^a (0.61)	0.84 ^b (0.60)	0.27 ^b (0.17)	-	3.02 (0.94)	27.28 ^{***}	0.91 ^{ns}	2.01 ^{ns}	0.60 ^{ns}	-	1.74 ^{ns}
Mg	1.13 ^a (0.19)	0.43 ^b (0.39)	0.82 ^{ab} (0.75)	-	2.38 (0.80)	4.86 [*]	0.93 ^a (0.30)	0.54 ^b (0.39)	0.23 ^b (0.14)	-	1.69 (0.56)	14.50 ^{***}	1.78 ^{ns}	0.63 ^{ns}	2.49 [*]	-	2.22 [*]
K	1.39 ^a (0.23)	1.06 ^a (0.97)	1.04 ^a (0.95)	-	3.49 (1.55)	0.59 ^{ns}	2.48 ^a (0.79)	1.14 ^b (0.82)	0.70 ^b (0.43)	-	4.31 (1.36)	17.56 ^{***}	4.21 ^{***}	0.19 ^{ns}	1.05 ^{ns}	-	1.36 ^{ns}
Na	0.05 ^b (0.01)	0.03 ^b (0.02)	0.43 ^a (0.39)	-	0.50 (0.39)	10.10 ^{***}	0.05 ^a (0.02)	0.03 ^{ab} (0.04)	0.02 ^b (0.01)	-	0.10 (0.03)	10.58 ^{***}	1.24 ^{ns}	0.62 ^{ns}	3.35 ^{**}	-	3.22 ^{**}
P	3.10 ^a (0.52)	1.56 ^a (1.42)	1.92 ^a (1.74)	-	6.57 (2.17)	3.63 ^{ns}	3.40 ^a (1.08)	1.86 ^b (1.34)	0.90 ^b (0.55)	-	6.15 (2.02)	14.69 ^{***}	0.79 ^{ns}	0.48 ^{ns}	1.76 ^{ns}	-	0.45 ^{ns}

Fischer's values (F); Coarse litterfall (CL); ns: not significant; * P < 0.05; ** P < 0.01; *** P < 0.001. Different letters indicate that values are different among litter fractions.

P), whereas in the undisturbed site, the turnovers of Ca and K were the fastest and the turnovers of N and P the weakest in the leaf litter (Ca > K > Na > Mg > N > P) and those of P and Na in the total

litter (Ca > K > Mg > N > P > Na). By comparing the two sites, we see that the nutrient turnovers in leaf litter and total litter of undisturbed site were superior to those of the logging site, except those

of Mg of leaf litter and total litter and that of Na in total litter (Table 4). For these two nutrients, their turnovers in the logging site were superior to those in the undisturbed site.

DISCUSSION

Comparison with other tropical rainforests

Litterfall and litter standing crops

The annual average of the small litterfall and its fractions varied among tropical forests (Table 7). The results of this study ranked well among other tropical forests in general and among the highest values of rainforests developed on infertile soils (Oxisols and Ultisols) in particular. Brouwer (1996) showed that the mean ($\approx 8.6 \pm 1.2 \text{ t.ha}^{-1}$) small litterfall of a few South American and Southeast Asian moist tropical forests developed on infertile soils (Oxisols and Ultisols) was less than the values found in our study ($10.9 \pm 1.9 \text{ t.ha}^{-1}$). Leaf litter has generally large contribution to total litterfall than other fractions of litterfall (van Dam, 2001; Zhang et al., 2014) and its rate varies according to forest type and collecting year. Brouwer (1996) found that the contribution of leaf litter varies between 59 and 60% in Guyana Tropical rain forests, values below the average of other tropical forests (70%) and he also showed that in tropical forests developed on Spodosols / Psammments the average leaf litter was about 66%. In the Tropical Peruvian flooded, Nobel et al. (2001) reported that the proportions of small litter fractions were in the order of 60, 16 and 24%, respectively, for leaf litter, the reproductive part and the rest fraction. In this study, the contribution of leaf litter (57%), twig (18%) and rest (26%) were similar to those reported in other tropical moist forests with the same type of soils.

Interannual and seasonal variation of small litter fall

The average annual small litterfall in our study varied according to the year as reported by Songwe et al. (1988) in the rainforests of Bakundu, Cameroon. This variation may be related to the phenology of the vegetation, the interannual variation of climate such as wind or rainfall, etc. The ratio between the maximum and the minimum litterfall between the years in our study (ratio: 1.1), in two years, was similar to that reported by Spain (1984) in Australian rainforests (ratio: 1.1), but lower than that found by Bernhard (1970) in the tropical forests of Ivory Coast (ratio: 1.3).

The seasonality of small litterfall in tropical forests has been demonstrated in the literature (van Dam, 2001; Zhang et al., 2014). The litterfall peaks were observed in or just after the dry season (Brouwer, 1996; Celentano et al., 2011) or in or just after the rainy season (Devi and Singh, 2017). In Cameroon's rainforest in the Bakundu reserve (Songwe et al., 1988) and in most Amazonian and Guyana forests (Brouwer, 1996), the peaks of the maximum small litterfall, especially leaf litterfall, were located in the dry seasons. These two authors have shown that maximum peak of small litterfall were related to the period of water stress, with the maximum in the

dry season. Other explanations have been put forward, such as climate, the conjunction of biological and mechanical phenomena, the character of the dry season (Becker et al., 2015; Rozas et al., 2015). In the present study, the monthly analysis of small litterfall clearly showed seasonality effects. The maximum of small litterfall, especially leaf litterfall, occurred during the long dry season (December - February) and the minimum in the short dry season (June-August), and was related to rainfall.

Litter nutrients

The nutrients of litterfall and litter standing crops in the Ebom rainforest in the TCP research area were compared with litterfall in other tropical forests (Table 8). The results of nutrient contents of litterfall reported in other Tropical forests were similar to those found in our study, except P was very high and Mg was much lower in our study. Nitrogen (N) and phosphorous (P) have very high amounts, whereas those of Na, Ca, especially Mg were very low compared to values found in tropical rainforests developed on the same type of soil as ours. For N, Vitousek and Sanford (1986) have shown that the availability of N was not a limiting factor in all tropical rainforests. In the TCP research area, comprising Ebom rainforest, van Gernerden and Hazeu (1999) found that N amount was high and could not be a limiting factor, at least in the first year after harvesting.

The P amount returning annually to the soil by the small litterfall was high. However, according to van Gernerden and Hazeu (1999), P available in the soil was low; Al and Fe contents were high in the soils of the TCP research area. The high acidity of the soil facilitates the absorption of P by Fe and Al to form iron and aluminum phosphate and makes available very low P amounts in the soil (Brouwer, 1996; Raaimakers et al., 1995). The cultivation practice can therefore lead to a very rapid decrease of P stock in the soil and after one year, its deficit will be significant (van Gernerden and Hazeu, 1999). The Mg content in litterfall was very low. Similarly, this nutrient contents as an exchangeable base was also low in soil solutions (van Gernerden and Hazeu, 1999). This assumes that Mg would be effectively used or undergoes very easy leaching at plant material level.

Impact of logging

On litterfall and litter standing crops

Impact of selective logging on litterfall is low in the Ebom Forest, six years after selective logging and estimated from a one-ha-plot. However, this impact is still perceptible on the annual average of total small litterfall during the low litterfall season (short dry season and long

Table 7. Small litterfall ($t \cdot ha^{-1} \cdot y^{-1}$) and litter standing crops ($t \cdot ha^{-1}$) of some tropical rainforests in the world.

Location	Rainfall (mm)	Small litterfall				Litter on floor	Source
		L	B	Re	Total		
Oxisols/Ultisols							
Brazil	2600	-	-	-	8.0	-	Dantas and Phillipson (1989) ¹
Brazil	2300	6.3	-	-	9.3	4.6	Scott et al. (1992) ¹
Brazil	-	5.4	-	-	7.8	6.5	Luizão (1995) ¹
Brazil	2300	8.0	-	-	9.9	-	Klinge (1977) ¹
Brazil	1800	6.4	-	-	8.1	-	Sampaio et al. (1993) ¹
Brazil	1800	6.4	-	-	7.9	-	Franken et al. (1979) ¹
Cameroon	2131	6.2	1.9	-	10.9	4.1	This study
Cameroon	1828-2131	5.5-6.5	1.7-2.2	-	8.6-10.9	3.4-4.2	Ibrahima et al. (2002)
Colombia	3100	6.1	-	-	7.4	-	Duivenvoorden and Lips (1995)
Guyana	2700	5.4	-	-	9.1	7.4	Brouwer (1996)
French Guyana	3200	5.7	-	-	7.9	4.2	Puig and Delobelle (1988) ¹
Malaysia	5100	5.4	-	-	8.8	-	Proctor et al. (1983) ¹
Malaysia	2800	6.5	-	-	11.1	-	Burghouts (1993) ^C
Surinam	2200	7.1	-	-	11.7	-	
Trinidad	1800	6.9	-	-	6.8-7	3.9-4.2	Cornforth (1970) ¹
Venezuela	3500	7.6	-	-	10.3	-	Cuevas and Medina (1986) ¹
Other soil types							
Africa							
Cameroon	-	-	-	-	13.5	10.8	Songwé et al. (1995)
Cameroon	-	-	-	-	12.9-14.1	-	Songwé et al. (1998)
Ivory coste	1800	6.3-7.1	1.4-2.3	0.5-1.1	9.1-9.6	-	Bernhard (1970) ²
Ivory coste	2100	7.6-8.	1.1-2.6	0.7-1.1	9.3-12.4	-	Bernhard (1970) ²
Gabon	1700	6.5	-	-	13.3	-	Hladik (1978) ²
Ghana	1650	7.4	1.0	0.4	9.7	-	John (1973) ²
Ghana	1650	7.0	-	-	10.5	-	Nye (1961) ²
Nigeria	1321	-	-	-	4.6-7.2	1.8-3	Hopkins (1966) ³
Nigeria	1200	3.7	-	-	5.6	-	Madge (1965) ²
DRC (former Zaire)	1828	-	-	-	12.3	-	Laudelout and Meyer (1954) ²
DRC (former Zaire)	1273-1279	4.5-4.7	1.2-3.0	1.5-0.2	5.1-9.1	-	Malaisse et al. (1975) ²
America							
Jamaica	2600	4.4-5.5	0.2-1.5	-	5.6-6.6	8-12	Tanner (1981) ²
Guatemala	3747	6.7-7.3	1.5-2.1	0.4-1.0	9.3-10.0	-	Kunkel-Westphal and Kunkel (1979) ²
Panama	2725	5.8	2.3	1.2	11.1	-	Haines and Foster (1977) ²
Peru	2715	4.2	1.7	1.1	7.0	-	Nebel et al. (2001)
Venezuela	1500	3.4	2.3	1.1	7.0	-	Steinhardt (1979) ²
Colombia	3000	6.6-8.6	2.0-3.1	0.1-0.4	8.7-12.0	-	Foster and de las Salas (1976) ²
Colombia	2769	-	-	-	10.1	5-17	Jenny et al. (1949) ²
French Guyana	3373	5.9	1.9	1.0	8.7	-	Puig (1980) ²
Venezuela	3521	6.1	3.4	-	9.5	-	Jordan and Escalante (1980) ²
Brazil	1771	4.3	1.1	1.0	6.4	-	Franken et al. (1979) ²
Asia							
Indonesia	2800	4.3	-	-	5.9	-	Saharjo and Watanabe (2000) ²
India	1219	3.9	1.3	0.3	5.6	-	Blasco and Tassy (1975) ²
India	2338	4.1-6.8	0.7-1.6	0.3-0.5	5.6-8.7	3.8-5.5	Sundarapandian and Swamy (1999) ²

Table 7. Contd.

Malaysia	2054	6.5	2.0	0.4	9.2	-	Ogawa and Lim (1978) ¹
Java	3380	4.5	1.0	0.4	6.0	-	Yamada (1976) ²
Australia							
Papua N. Guinea	3985	6.4	1.1	-	7.6	6.1-7.7	Edwards (1977) ²
Australia	1626	4.6	0.9	0.6	8.1	6.3	Spain (1984)
Australia	3609	4.9	1.6	1.3	9.7	4.4	Spain (1984)

Sources: ¹Brouwer (1996); ²Spain (1984); ³Sundarapandian & Swamy (1999). L: leaves, B: twigs and small litter fall; Re.:rest

Table 8. Nutrient contents (%) of some tropical rain forests of the World.

Location	N	Ca	Mg	K	P	Source
Oxisols/Ultisols						
Cameroon	1.6	0.7	0.05	0.4	0.11	This study
Guyana	1.3	0.4	0.2	0.1	0.02	Brouwer (1996)
Brazil	1.3	0.7	0.3	0.5	0.06	Scott et al. (1992) ¹
Brazil	1.8	0.4	0.2	0.2	0.02	Luizão (1989) ¹
Brazil	1.5	0.2	0.1	0.1	0.03	Luizão (1995) ¹
Colombia	1.5	0.2	0.1	0.2	0.02	Duivenvoorden and Lips (1995)
French Guyana	1.5	0.4	0.1	0.1	-	Puig and Delobelle (1988) ¹
Malaysia	1.0	0.2	0.1	0.5	0.01	Proctor et al. (1983b) ¹
Malaysia	1.4	0.6	0.2	0.5	0.04	Burghouts (1993) ¹
Surinam	1.4	0.6	0.2	0.3	0.04	
Trinidad	0.8	0.8	0.2	0.2	0.03	Cornforth (1970) ¹
Venezuela	1.6	0.2	0.07	0.2	0.03	Cuevas and Medina (1986) ¹
Other soil types						
Guyana	1.2	0.7	0.2	0.2	0.02	Brouwer (1996)
Brazil	1.4	0.8	0.2	0.3	0.03	Luizão (1989) ¹
Brazil	1.1	0.2	0.1	0.1	0.06	Luizão (1995) ¹
Colombia	1.1	0.7	0.2	0.3	0.02	Duivenvoorden and Lips (1995)
Malaysia	0.6	0.9	0.2	0.2	0.01	Proctor et al. (1983b) ¹
Venezuela	0.7	0.8	0.3	0.2	0.05	Cuevas and Medina (1986) ¹
Sarawak	0.8-1.1	0.4-3.5	-	0.1-0.4	0.01-0.04	Anderson et al. (1983) ¹
Average of moderate fertile soils	1.5	1.3	0.03	0.3	0.07	Vitousek and Sanford (1986)
Average of infertile soils (Oxisols/Ultisols)	1.2	0.3	0.08	0.2	0.03	Vitousek and Sanford (1986)
Spodosols/Psamments	0.7	0.8	0.1	0.3	0.03	Vitousek and Sanford (1986)

¹ Source: Brouwer (1996).

rainy season) and on the leaf litter fraction of the litter standing crops. In both logging and undisturbed sites, the leaf litter and total litter turnover were much higher than those of the twigs and rest because the latter two were made up of material whose degradation is very slow (Swift et al., 1979). In both sites, the turnover decrease in the following order: leaf > total > twig > rest. However, these two sites differed from one another by their

turnover. The logging site is characterized by a faster turnover than the undisturbed site, with the exception of the rest fraction. These results suggested, by this level of disturbance, that the biological activity was more important or intense in the logging site than the undisturbed site, and explained by effects of climate (Denslow et al., 1998). Devi and Yadava (2010) mentioned that the higher turnover rate may be due to a high

temperature and rainfall pattern in gap area, favoring microbial activities. According to Odiwe and Muoghalu (2003), the significant higher litterfall in forest 14 years after the ground fire and the changes in litter fraction contributions to the total litterfall agree with assertion of Chandrashekera and Ramakrishnan (1994). They reported that litter production and nutrient cycling patterns are likely to change during succession and may be affected by gap size, intensity of disturbance and age. Denslow et al. (1998) also found the gap size not only has direct effect on light levels in turn affecting plant growth rate, but also correlated with fine litterfall ($r^2 = 0.88$, $P < 0.05$ and $n=6$).

On litter nutrients

The nutrient amounts differed between the undisturbed and logging sites of the Ebom Forest depending on the small litterfall or small litter standing crops. But it is difficult to draw a conclusion by considering only the litterfall and litter standing crops. It would be preferable to consider the turnover rate that informs about the release of these nutrients from litter to the soil and affected by climate condition in the gap (Devi and Yadava, 2010). In the undisturbed site, the order of nutrient release varied according to the litter fractions (decreasing order): $Ca > K > Mg > N > P > Na$ for the small leaf litter and $Ca > K > Na > Mg > N > P$ for the total small litter. In the logging site, the pattern was the same for the total small litter and the leaf litter: $Ca > Na > K > Mg > N > P$. These results showed that forest logging causes the Na turnover much faster than that of K, which in the absence of disturbance was faster than that of Na. Moreover, the Mg turnover in the total small litter, in the leaf litter and that of Na in the small leaf litter were faster in a logging site than in the undisturbed site.

The soils of the Ebom forests are characterized by high acidity and a very low exchangeable K, Mg and Ca in the soil solutions (van Gernerden and Hazeu, 1999). As in the case of the small litterfall, our results showed that the forest disturbed by the logging differed from the undisturbed forest only by Ca, K and Mg, whose quantities are much higher in the undisturbed forest than in the logging forest. Six years after logging abandoning, the logging forest has not yet reached the equivalent of the undisturbed forest for these three nutrients. Moreover, these nutrients amount in the small litterfall were low. Our results showed that for a logging with an intensity of one tree per hectare, the consequences are such that it would be necessary to wait more than six years to mitigate the effects of this logging for the exchangeable bases.

CONCLUSION

It emerges from this study that the small litterfall and its turnover were among the highest values of the rainforests

developed on infertile soils (Oxysols/Ultisols). The contribution of the leaf litter to the total litterfall was higher than that of the other fractions. The maximum small litterfall was during the long dry seasons and it is related to rainfall. This production showed interannual variation, due to the phenology of the vegetation. Among the nutrients, only Ca, K and Mg return annually to the soil in small quantities through small litterfall. The impact of logging six years after selective logging was negligible on the small litterfall, but results in much faster release of Mg and Na which were low in soil solution of the forest of Ebom. It would take more than six years for the effects of logging to cancel out. This study of litter and the effect of selective logging was useful for improving selective logging practices, and silvicultural and environmental approaches for the management of the Ebom Tropical rainforest of Cameroon.

CONFLICT OF INTERESTS

The authors have not declared any conflict of interests.

ACKNOWLEDGEMENTS

This work was conducted within Tropenbos Cameroon Program for Sustainable Forest Management of Southwest Cameroon, sponsored by the European Commission. The authors thank M.A.B. Ayangma, C. Kana, M.M. Mva and M. Mimbila for their field and laboratory assistance and the technicians of the Soils and Environment Laboratory of the University of Dschang, Cameroon for their chemical analysis.

REFERENCES

- Anderson JM, Proctor J, Vallack HW (1983). Ecological studies in four contrasting lowland rain forests in Gunung mulu national park, Sarawak. *Journal of Ecology* 71:503-527.
- AFNOR (Association française de Normalisation) (1982). Recueil des normes françaises des produits dérivés des fruits et légumes. Jus de fruits. 1^{ère} édition, Paris, France, 27 p.
- Becker J, Pabst H, Mnyongaa J, Kuzyakov Y (2015). Annual litterfall dynamics and nutrient deposition depending on elevation and land use at Mt. Kilimanjaro. *Biogeosciences* 12:5635-5646.
- Berendse F (1994). Litter decomposability – a neglected component of plant fitness. *Journal of Ecology* 82:187-190.
- Bernhard F (1970). Etude de la litière et de sa contribution aux cycle des éléments minéraux en forêt ombrophile de Côte-d'Ivoire. *Oecologia Plantarum* 5:247-266.
- Bibani MR, Jonkers WBJ (2001). Silvicultural monitoring in permanent sample plots in Ebom forest, southern Cameroon. In: Jonkers, W.B.J. et al. (eds.). Sustainable management of African rainforest, part II. Tropenbos International, Wageningen, The Netherlands 2001.
- Blasco F, Tassy B (1975). Etude d'un écosystème forestier montagnard du sud de l'Inde. *Bulletin d'Ecologie* 6:525-539.
- Brouwer LC (1996). Nitrogen cycling in pristine and logged tropical rainforest. Tropenbos - Guyana Series 1, Tropenbos - Guyana Programme, George-town, Guyana. P 224.
- Burghouts TBA (1993). Spatial heterogeneity of nutrient cycling in Bornean rain forest. PhD thesis, Free University Amsterdam.

- Burivalova Z, Şekerocioğlu ÇH, Koh LP (2016). Thresholds of logging intensity to maintain tropical forest biodiversity. *Current Biology*. 24(16):1-6.
- Celentano D, Zahawi RA, Finegan B, Ostertag R, Cole RJ, Holl KD (2011). Litterfall dynamics under different tropical forest restoration strategies in Costa Rica. *Biotropica* 43(3):279-287.
- Chandrashekhara UM, Ramakrishnan PS (1994). Successional patterns and gap phase dynamics of humid tropical forest of the western ghats of Kerala, India: ground vegetation, biomass, productivity and nutrient cycling. *Forest Ecology and Management* 70:23-40.
- Chuyong GB, Newbery DM, Songwe NC (2000). Litter nutrients and retranslocation in a central African rain forest dominated by ectomycorrhizal trees. *New Phytologist* 148:493-510.
- Cornforth IS (1970). Leaf-fall in a tropical rainforest. *Journal of Applied Ecology* 7:603-608.
- Cuevas E, Medina E (1986). Nutrient dynamics with Amazonian forest ecosystems. I. Nutrient flux in fine litter and efficiency of nutrient utilization. *Oecologia* 68:466-472.
- Dantas M, Phillipson J (1989). Litterfall and litter nutrient content in primary and secondary Amazonian terra firme rain forest. *Journal of Tropical Ecology* 5:27-36.
- Das C, Mondal NK (2016). Litterfall, decomposition and nutrient release of *Shorea robusta* and *Tectona grandis* in a sub-tropical forest of West Bengal, Eastern India. *Journal of forestry research* 27(5):1055-1065.
- Das K, Ramakrishnan PS (1985). Litter dynamics in Khasi pine (*Pinus kesiya* Royle ex Gordon) of north-eastern India. *Forest Ecology and Management*. 10:135-153.
- Denslow JS, Ellison AM, Sanford RE (1998). Treefall gap size effects on above and below-ground processes in a tropical wet forest. *Journal of Ecology* 86:597-609.
- Devani MB, Shiohoo JC, Sha SA, Suhagia BN (1989). Spectrophotometrical method for micro-determination of nitrogen in Kjeldahl digest. *Journal-Association of official analytical chemists* 72(6):953-956.
- Devi NB, Yadava PS (2010). Influence of climate and litter quality on litter decomposition and nutrient release in sub-tropical forest of Northeast India. *Journal of Forestry Research* 21(2):143-150.
- Devi NL, Singh EJ (2017). Pattern of litterfall and return of nutrients in five Oak species of mixed Oak forest of Manipur, North-East India. *Journal of Applied and Advanced Research* 2(1):1-5.
- Dijk JFW van (1999). Non-timber forest products in the Bipindi – Akom II region, Cameroon: a socio-economic and ecological assessment. *Tropenbos-Cameroon Series 1*. The Tropenbos-Cameroon Programme, Kribi, Cameroun 197 p.
- Duivenvoorden JF, Lips JM (1995). A land-ecological study of soils, vegetation and plant diversity in Colombian Amazonia. *Tropenbos Series 12*, The Tropenbos Foundation, Wageningen, The Netherlands.
- Edwards PJ (1977). Studies of mineral cycling in a montane rain forest in New Guinea. II The production and disappearance of litter. *Journal of Ecology* 65:971-992.
- Fines JP, Ngibaot F, Ngon G (2001). A conceptual forest management plan for a medium size forest in southern Cameroon. *Tropenbos-Cameroon Documents 6*, The Tropenbos-Cameroon Programme, Kribi, Cameroun.
- Folster H, de las Salas G (1976). Litterfall and mineralization in three tropical forest evergreen forest stands Columbia. *Acta Cientifica Venezolana* 27:196-2002.
- Franken M, Irmiler V, Klinge H (1979). Litterfall in inundation, riverine and terra firme forest of central Amazonia. *Tropical Ecology* 20:225-235.
- Franqueville A (1973). Atlas régional Sud-Ouest I, République du Cameroun. ORSTOM, France, Yaoundé, Cameroun. P 380.
- Haines B, Foster RB (1977). Energy flow through litter in a Panamanian forest. *Journal of Ecology* 65:147-155.
- Harris NL, Brown S, Hagen SC, Saatchi SS, Petrova S, Salas W, Hansen MC, Potapov PV, Lotsch A (2012). Baseline map of carbon emissions from deforestation in tropical regions. *Science* 336:1573-1576.
- Hladik A (1978). Phenology of leaf production in rain forest of Gabon: in Montgomery GC (ed.). *The ecology of Arboreal folivores*. Smithsonian Institution Presss, Washington DC, USA.
- Hopkins B (1966). Vegetation of the Olokemeji forest Reserve, Nigeria. IV. The litter and soil with special reference to their seasonal changes. *Journal of Ecology* 54:687-703.
- Ibrahima A, Ntonga JC, Mvondo Ze AD (2016). Litter Decomposition and Nutrient Dynamics in Tropical Rainforests of Ebom, Southwestern Cameroon: Effects of LoggingDisturbed. *Global Journal of Botanical Science* 4:4-36.
- Ibrahima A, Schmidt P, Ketner P, Mohren GJM (2002). Phytomasse et cycle des nutriments dans la forêt tropicale dense humide du sud Cameroun. *Tropenbos-Cameroon Documents* 9:84.
- Jenny H, Gessell SO, Bingham FT (1949). Comparative study of decomposition rates of organic matter in temperate and tropical regions. *Soil Science* 68:419-432.
- John DM (1973). Accumulation and decay of litter and net production of forest in tropical west Africa. *Oikos* 24:430-435.
- Jonkers W, Foahom B (2003). Sustainable management of rainforest in Cameroon. *Tropenbos-Cameroon Series 9*. Tropenbos International, Wageningen, the Netherlands.
- Jonkers WBJ, Leersum GJR van (2000). Logging in south Cameroon: current methods and opportunities for improvement. *The International Forestry Review* 2(1):11-16.
- Jordan H (1977). Fine litter production and nutrient return to the soil in three natural forest stands of eastern Amazonia. *Geo-Eco-Trop* 1: 159-161.
- Klinge H (1977) Fine litter production and nutrient return to the soil in three natural forest stands of Eastern Amazonia. *Geo-Eco-Trop* 1:159-167.
- Kunkel-Westphal I, Kunkel P (1979). Litterfall in a Guatemalan primary forest with details of leaf shedding by some common tree species. *Journal of Ecology* 67:665-686.
- Laudelout H, Meyer J (1954). Les cycles d'éléments minéraux et de matière organique en forêt équatoriale congolaise. *Fifth International Congress of Soil Science* 2:2.
- Letouzey R (1985). Notice de la carte phytogéographique du Cameroun au 1: 500,000. Institut de la Carte Internationale de la Végétation, Toulouse, France.
- Luizão FJ (1989). Litter production and mineral elements input to the forest floor in a central Amazonian forest. *Geojournal* 19: 407-417.
- Luizão FJ (1995). Ecological studies in contrasting forest types in Central Amazonia. PhD thesis. Stirling University, Royaume-Uni.
- Madge DS (1965). Leaf and litter disappearance in tropical forest. *Pedologia* 5:278-288.
- Malaisse F, Freston R, Goffinet G, Malaisse-Moussinet M (1975). Litterfall and litter breakdown in Miombo. In: Golley FB, Medina E (eds). *Terrestrial and aquatic research*. Springer, New York, USA.
- Nobel G, Dragsted J, Salazar Vega A (2001). Litter fall, Biomass and net primary production in flood plain forests in the Peruvian Amazon. *Forest Ecology and Management* 150:93-102.
- Nounamo L, Yemefack M (2001). Farming systems in the evergreen forest of southern Cameroon: shifting cultivation and soil degradation. *Tropenbos-Cameroon Documents 8*, The Tropenbos-Cameroon Programme, Kribi, Cameroon.
- Nye PH (1961). Organic matter and nutrient cycling under moist tropical forest. *Plant and Soil* 13:333-346.
- Odiwe AI, Muoghalu JI (2003). Litterfall dynamics and forest floor litter as influenced by fire in a secondary lowland rain forest in Nigeria. *Tropical Ecology* 44(2):243-251.
- Ogawa H (1978). Litter production and carbon cycling in Pasoh forest. *Malayan Nature Journal* 30:367-373.
- Parsons TRH, Brown S, Casarim FM (2014). Carbon emissions from tropical forest degradation caused by logging. *Environmental Research Letters* 9(3):1-11.
- Proctor J, Anderson JM, Fogden SCL, Vallack HW (1983). Ecological studies in four contrasting lowland rain forests in Gunung Mulu National Park, Sarawak: II. Litterfall, litter stand crop and preliminary observations on herbivory. *Journal of Ecology* 71:261-283.
- Puig H (1980). Production de litière en forêt guyanaise, résultats préliminaires. *Bulletin de la société d'Histoire Naturelle de Toulouse* 115 :338-346.
- Puig H, Delobelle JP (1988). Production de litière, nécrosasse, apports minéraux aux sols par la litière en forêt Guyanaise. *Review Ecology*

- (Terre et Vie) 43:3-22.
- Qiu Lu XZ, Xie SC, Liu WY (1998). Studies on the Forest Ecosystem in Ailao Mountains, Yunnan, China. Sciences and Technology Press, Kuming.
- Raaimakers D, Boots RGA, Dijkstra P, Pot S, Pons T (1995). Photosynthetic rates in relation to leaf phosphorus contents in pioneer versus climax tropical rain forest trees. *Oecologia* 102:120-125.
- Rodier J (1978). L'analyse de l'eau: Chimie physico-chimie, bactériologie, biologie. Dunod Technique. 6ème édition, Paris (France), 1136 p.
- Rozas V, Camarero JJ, Sangüesa-Barreda G, Souto G, García-González I (2015). Summer drought and ENSO-related cloudiness distinctly drive *Fagus sylvatica* growth near the species rear-edge in northern Spain. *Agricultural and forest meteorology* 201:153-164.
- Saharjo BA, Watanabe H (2000). Estimation of litterfall and seed production of *Acacia mangium* in a forest plantation in south Sumatra Indonesia. *Forest Ecology and Management* 130:265-268.
- Sampaio EVB, D'all Olio A, Nue Lemos EP (1993). A model of litterfall, litter layer losses and mass transfer in a humid tropical forest at Pernambuco, Brazil. *Journal of Tropical Ecology* 9:291-301.
- Scott DA, Proctor J, Thompson J (1992). Ecological studies on a lowland evergreen rainforest on Maraca Island, Roraima, Brazil. II. Litter and nutrient cycling. *Journal of Ecology* 80:705-717.
- Seta T, Demissew S, Woldu Z (2018). Litterfall dynamics in Boter-Becho Forest: Moist evergreen montane forest of Southwestern Ethiopia. *Journal of Ecology and The Natural Environment* 10(1):13-21.
- Songwe NC, Fasehun FE, Okali DUU (1988). Litterfall and productivity in a tropical rain forest, Southern Bakundu Forest Reserve, Cameroon. *Journal of Tropical Ecology* 4:25-37.
- Songwe NC, Okali DUU, Fasehun FE (1995). Litter decomposition and nutrient release in a tropical rainforest, Southern Bakundu forest reserve, Cameroon. *Journal of Tropical Ecology* 11:333-350.
- Spain AV (1984). Litterfall and the standing crop of litter in three tropical Australian rainforests. *Journal of Ecology* 72:947-961.
- Steinhardt U (1979). Untersuchungen über den wasser-und-Nährstoffhaushalt eines anddinen wolken waldes in Venezuela. *Göttinger Bodenkundliche Berichte* 56:1-185.
- Sundarapandian SM, Swamy PS (1999). Litter Production and leaf-litter decomposition of selected tree species in tropical forests at Kodayar in the Western Ghats, India. *Forest Ecology and Management* 123:231-244.
- Swift MJ, Heal OW, Anderson JM (1979). Decomposition in terrestrial ecosystems. Blackwell Scientific Publications, Oxford, United Kingdom.
- Tanner EVJ (1980). Litterfall in montane rainforest of Jamaica and its relation to climate. *Journal of Ecology* 68:833-848.
- Van Dam O (2001). Forest filled with gaps: effects of gap size on water and nutrient cycling in tropical rain forest. A study in Guyana. Tropenbos – Guyana Series 10, Tropenbos-Guyana Programme, Georgetown, Guyana 208 p.
- van Gernerden BS (2004). Disturbance, diversity and distributions in central African rain forest. PhD thesis. Wageningen University, Wageningen, The Netherlands 199 p.
- van Gernerden BS, Hazeu GW (1999). Landscape ecological survey (1:100,000) of the Bipindi-Akom II-Lolodorf region, Southwest Cameroon. TropenbosCameroon Documents 1. The Tropenbos-Cameroon Programme, Kribi, Cameroun P 164.
- Vitousek PM, Sanford RL (1986). Nutrient cycling in moist tropical forest. *Annual review of Ecology and Systematics* 17:137-167.
- Yamada I (1976). Effects of gap size on nutrient release from plant litter decomposition in a natural forest ecosystem. *Canadian journal of forest research* 25:1627-1638.
- Zhang H, Yuan W, Dong W, Liu S (2014). Seasonal patterns of litterfall in forest ecosystem worldwide. *Ecol. Complex.* 20:240-247.
- Anderson JM, Proctor J, Vallack HW (1983). Ecological studies in four contrasting lowland rain forests in Gunung mulu national park, Sarawak. *Journal of Ecology* 71:503-527.